

[a CROSS//the EARTH] spring TOUR '09

Production Specs - Rider
USA//May-June 2009

HILLSONG **UNITED** – Production Specs USA – May/June Tour 2009

Introduction

I would like to firstly introduce myself, my name is Steve Pippett, and I am the Production Manager for Hillsong UNITED. The enclosed document is an overview of what equipment we would prefer to make the Worship Night with you great from a technical perspective. Please understand that this is quite an indepth document and there may be some things that do not apply to your event, this is because we prefer to have one generic rider for all the events we do across the year, and not a rider written per specific event.

We really want to come along side your production team for this event and work together to get the best outcome for the Worship Night. Please therefore, do not be discouraged at the level of the requests in the document, we are happy to work with you on various aspects of the rider, but understand that there are a few things that we are just not able to do without.

The best way forward is to contact me so we can talk through any questions you may have regarding the content of the rider. You can get hold of me on my USA landline number +1 310 594 3565 or my South African cell phone of +27 72 941 5577.

Thank You Kindly

Steve Pippett

Production Manager
Hillsong UNITED

Cell – South Africa: +27 729 415 577
Cell – Australia: +61 411 356 632
Cell – USA: +1 310 270 8057

SkypeIn (Aust. landline): +61 2 8011 4800
SkypeIn (USA landline): +1 310 594 3565
Skype ID: pippett

UNITED Production Personnel

- | | | |
|----|---------------|------------------------------------|
| 1. | Luke Webb | Tour Manager |
| 2. | Steve Pippett | Production Manager |
| 3. | Brad Law | Monitor Engineer |
| 4. | James Rudder | Front of House Audio Engineer |
| 5. | Ian Hendrick | Lighting Director / Board Operator |
| 6. | T.B.C. | Backline Tech |

Final crew names to be confirmed closer to the event by Luke Webb

HILLSONG **UNITED** – Production Specs USA – May/June Tour 2009

Audio Specs

| Item | Qty | Model Required | Notes |
|----------|---|--|-------|
| A | FOH SPEAKER SYSTEM <ul style="list-style-type: none"> Line source/arrays are preferred, flown to proper trim height and supplied with all 'fills' for any coverage gaps within the audience area. Must deliver a clean 116dB 'C' weighted at FOH mix position. Control must be via Dolby DLP (or similar) and remote tablet system. Ensure system is entirely installed, tested and aligned prior to UNITED crew arrival. The sound system should be considered to be delivering 'rock event' SPL, not Church/Worship SPL. It should have ample 'subs' and generous headroom, otherwise it will likely be damaged. | | |
| 1 | 1 | d&b 'J' series with 'J' subs | |
| 2 | OR 1 | Meyer Milo / 700HP subs | |
| 3 | OR 1 | Adamson Y-18/ T-21 subs | |
| 4 | OR 1 | V-Dosc/SB-218 subs | |
| | | <i>Loudspeaker systems must be approved by UNITED production management 2 weeks in advance of event date.</i> | |

| | | | |
|----------|---|--|--------------------------------------|
| B | FOH CONSOLE <ul style="list-style-type: none"> Located centre of PA/Audience area, and, where applicable, neither on, nor under a balcony. Console and it's systems must be powered via a UPS. Not to be used by other artists thank you. | | |
| 1 | 1 | Yamaha PM5D-RH Apogee Big Ben master clock to be included | Version 2.20 to clock the PM5D-RH |
| 2 | OR 1 | Digidesign Profile 48ch system | |
| | | UNITED will load our data/mix settings onsite, ensure firmware V 2.20 on 5D-RH minimum. | |

| | | | |
|----------|---|---|----------------|
| C | FOH OTHER (applicable to all venues) | | |
| 1 | 1 | Stereo Mix Buss Graphic Equaliser. KT, XTA, or BSS | |
| 2 | 1 | Stereo Mix Buss Compressor. A1 Smart C2, or Avalon 747SP | |
| 3 | 2 | Denon or Marantz CD replay units | |
| 4 | 1 | HHB or Tascam CD-R unit | |
| 5 | 1 | Talk to Stage SM-58s mic | |
| 6 | 1 | Small powered speaker on rack for engineer 'shout' system, needs to take mic level or have a pre-amp before it. | Mackie SRM-150 |
| 7 | 1 | iPod style 1/8th inch jack cable for iPod replay | |

HILLSONG **UNITED** – Production Specs

USA – May/June Tour 2009

| Item | Qty | Model Required | Notes |
|----------|--|--|--------------------------------------|
| D | MONITOR CONSOLE <ul style="list-style-type: none"> • Always located at Stage Left with clear sightlines to entire stage area. • Allow adequate room around for our racks and guitar tech station. | | |
| 1 | 1 | Yamaha PM5D-RH Apogee Big Ben master clock to be included | Version 2.20 to clock the PM5D-RH |
| | | NO SUBSTITUTES, NO NON 'RH' MODELS UNITED will load our data/mix settings onsite, ensure firmware V 2.20 minimum. | |

| | | | |
|----------|-----------------------|--|---|
| E | MONITOR SYSTEM | | |
| 1 | 8 | Sennheiser EW-300IEMG2 IEM system for selected Band Members | UNITED to supply TX and RX units Operates in the 626-662, and 740-776 mhz range. UNITED to supply cabling to the PM5D-RH outputs. |
| 2 | 4 | Shure PSM-600 Hard-Wired IEM system for other Band Members and engineer | UNITED to supply units. Please allow XLR cable runs for 3 stereo (6 lines) IEM mixes to the Drums, Bass, and Keys positions onstage. |
| 3 | 6 | Low Profile bi-amped monitors. Preferred options are:- <ul style="list-style-type: none"> • d&b M2 or M4 • L'Acoustics 112P • Meyer MJF212A or UM-1P | All to be feed Mix Buss 24 (same send) ex PM5D-RH and spread evenly across downstage, drive sends as required to do so. |
| 4 | Sufficient | Drive circuits to suit | |
| 5 | 1 | Dual 18" drivers Drum Sub including amp drive circuit(s) Preferred options are:- <ul style="list-style-type: none"> • d&b J sub, or 2 x C7 subs • Meyer 700HP • L'Acoustics SB-218 | |
| 6 | 1 | Talk to Stage SM-58s mic | |
| 7 | 1 | Small powered speaker on rack for engineer 'shout' system, needs to take mic level or have a pre-amp before it. | Mackie SRM-150 |

| | | | |
|----------|--|--|--|
| F | MIC KIT <ul style="list-style-type: none"> • Ensure all RX units are frequency co-ordinated and tested prior to UNITED crew arrival. • ALWAYS allow spares. • All mic stands must be in good condition and robust. | | |
| 1 | | *See attached list* | |
| 2 | 5 | RF Radio Mics 1 x Lead RX spare (backup for UNITED's mic), 1 x BV's (backup for UNITED's mics), 4 x MC/Pastor/Guest/Ps Brian | |
| 3 | 4 | Tall boom mic stands with 3/8" thread for UNITED RF antennae | |
| 4 | 1 | 3 way, 48 line, transformer isolated split. Cable the 'Direct' to Mons, Iso 1 to FOH, Split 3 will be used to record on occasions, please supply XLR tails for such an occasion. | |

HILLSONG **UNITED** – Production Specs USA – May/June Tour 2009

| | | | |
|----------|-------------|---|--|
| G | CREW | •Where applicable, supply local technicians with English language competency skills. | |
| 1 | 1 | Dedicated FOH technician to oversee the PA system | |
| 2 | 1 | Dedicated Monitor technician to oversee system | |
| 3 | 1 | Dedicated Stage technician to oversee stage | |
| 4 | 4 | Crew to assist UNITED Crew load-in and load-out the UNITED supplied backline and audio equipment. | |

| | | | |
|----------|--------------|--|--|
| H | OTHER | <ul style="list-style-type: none"> • Ensure the Hillsong UNITED consoles and line systems are for our use only, no support artists to use please. • Ensure that UNITED production crew have access to the venue and stage a minimum of 2 hours prior to the scheduled UNITED soundcheck. • Ensure a <u>minimum</u> of 2 hours is scheduled for UNITED sound check. | |
| 1 | 1 | Intercom system between FOH and Mons, include 2 headset station, 2 'flashers' and a master/psu | |
| 2 | 6 | 9 volt Alkaline batteries for Hard Wired IEM packs and Pedal Boards. Professional Quality | |
| 3 | 32 | AA Alkaline only batteries for Wireless IEM packs - Professional quality only please | |

HILLSONG UNITED – Production Specs

USA – May/June Tour 2009

| Audio Input List | | | | | as at Feb 2009 |
|------------------|----------------|--------------|------------|-------------------------------|----------------|
| Line | Input | Mic/DI | Stand | Note | |
| 1 | Kick 52 | Beta 52 | Low Boom | | |
| 2 | Kick 91 | Beta 91 | | | |
| 3 | Snare Top | SM-57 | Short Boom | no clamps please | |
| 4 | Snare Bottom | SM-57 | Short Boom | no clamps please | |
| 5 | Hats | E-914 | Short Boom | | |
| 6 | Tom 1 | E-904 | | | |
| 7 | Tom 2 | E-904 | | | |
| 8 | Tom 3 | E-904 | | | |
| 9 | OH-SR | AKG 414 | Tall Boom | | |
| 10 | OH-SL | AKG 414 | Tall Boom | under cymbal | |
| 11 | Ride | E-914 | Short Boom | under cymbal | |
| 12 | Click | Active DI | | on drum riser | |
| 13 | Bass DI | Active DI | | | |
| 14 | Bass Mic | M-88/MD-421 | Short Boom | | |
| 15 | E Gtr SR 1 | SM-57 | Short Boom | offstage of pair | |
| 16 | E Gtr SR 2 | SM-57 | Short Boom | onstage of pair | |
| 17 | E Gtr SL 1 | SM-57 | Short Boom | onstage of pair | |
| 18 | E Gtr SL 2 | SM-57 | Short Boom | offstage of pair | |
| 19 | E Gtr Joel 1 | SM-57 | Short Boom | SR of pair | |
| 20 | E Gtr Joel 2 | SM-57 | Short Boom | SL of pair | |
| 21 | Keys L | Active DI | | | |
| 22 | Keys R | Active DI | | | |
| 23 | BL Keys L | Active DI | | | |
| 24 | BL Keys R | Active DI | | | |
| 25 | AcGtr 1 | Active DI | | down stage centre | |
| 26 | AcGtr 2 | Active DI | | down stage centre | |
| 27 | AcGtr 3 | Active DI | | down stage centre | |
| 28 | Lead 1 | SKM-935 | Tall Boom | our supply | |
| 29 | Lead 2 | SKM-935 | Tall Boom | our supply | |
| 30 | Lead 3 | SKM-935 | Tall Boom | our supply | |
| 31 | BV 1 | SKM-935 | | our supply | |
| 32 | BV 2 | SKM-935 | | our supply | |
| 33 | BV Gtr | B-58A | Tall Boom | via A/B footswitch our supply | |
| 34 | Guest HH | UR2-Beta58A | Tall Boom | | |
| 35 | MC HH | UR2-Beta58A | Tall Boom | | |
| 36 | Preach HH | UR2-Beta58A | | | |
| 37 | Ps Brian HH | UR2-KSM9 | | | |
| 38 | Ps Brian H'set | SK-500G2/E6 | | | |
| 39 | Ambience SL | AKG 414 | Tall Boom | | |
| 40 | Ambience SR | AKG 414 | Tall Boom | | |
| 41 | DVD L | Active DI | | from Video control area | |
| 42 | DVD R | Active DI | | from Video control area | |
| 43 | MD Talk | B-58A (ch33) | Tall Boom | via A/B footswitch our supply | |
| 44 | Drum Talk | B-58A | Tall Boom | 48V required for our mute | |
| 45 | Mon Talk | SM-58s | | at mons | |
| 46 | FOH Talk | SM-58s | | at FOH | |
| 47 | | | | | |
| 48 | | | | | |

HILLSONG **UNITED** – Production Specs USA – May/June Tour 2009

Monitors Output Patch

as at Feb 2009

| Mix | Output | Device | Note |
|-----|-----------|-----------------|--|
| 1 | Drums L | PSM-600 HW | <i>allow XLR cable run</i> |
| 2 | Drums R | PSM-600 HW | <i>allow XLR cable run</i> |
| 3 | Bass L | PSM-600 HW | <i>allow XLR cable run</i> |
| 4 | Bass R | PSM-600 HW | <i>allow XLR cable run</i> |
| 5 | SR Gtr L | EW-300IEM G2 | |
| 6 | SR Gtr R | EW-300IEM G2 | |
| 7 | SL Gtr L | EW-300IEM G2 | |
| 8 | SL Gtr R | EW-300IEM G2 | |
| 9 | Keys L | PSM-600 HW | <i>allow XLR cable run</i> |
| 10 | Keys R | PSM-600 HW | <i>allow XLR cable run</i> |
| 11 | | | |
| 12 | Drum Sub | 1 x Dual 18" | <i>set on case directly off riser behind stool</i> |
| 13 | BV 1 L | EW-300IEM G2 | |
| 14 | BV 1 R | EW-300IEM G2 | |
| 15 | BV 2 L | EW-300IEM G2 | |
| 16 | BV 2 R | EW-300IEM G2 | |
| 17 | Lead 1 L | EW-300IEM G2 | |
| 18 | Lead 1 R | EW-300IEM G2 | |
| 19 | Lead 2 L | EW-300IEM G2 | |
| 20 | Lead 2 R | EW-300IEM G2 | |
| 21 | Lead 3 L | EW-300IEM G2 | |
| 22 | Lead 3 R | EW-300IEM G2 | |
| 23 | FX buss | internal | |
| 24 | DStg Mons | 6 x 12" biamp'd | <i>all mons from single send, spread evenly DS</i> |
| | | | |
| Cue | | | |
| L | Cue L | EW-300IEM G2 | <i>y'ed into a PSM-600 HW also</i> |
| R | Cue R | EW-300IEM G2 | <i>y'ed into a PSM-600 HW also</i> |

UNITED carry their own IEM systems, the RF elements operate in the 626-662, and 740-776 mhz range.

Kindly ensure these frequency bands are clear for trouble-free use.

The PSM-600 hard-wired units require your supply of 2 x XLR (stereo) cable runs each.

Allow 4 x strong and sturdy 'tall-boom' mic stands for UNITED RF antennae, this is in addition to any other supplied.

Allow also 2 x strong and sturdy 'tall-boom' mic stands for the Ambience mic inputs, they have isolation filters mounted also.

Ensure that the PM5D is indeed an 'RH' model not just the PM5D.

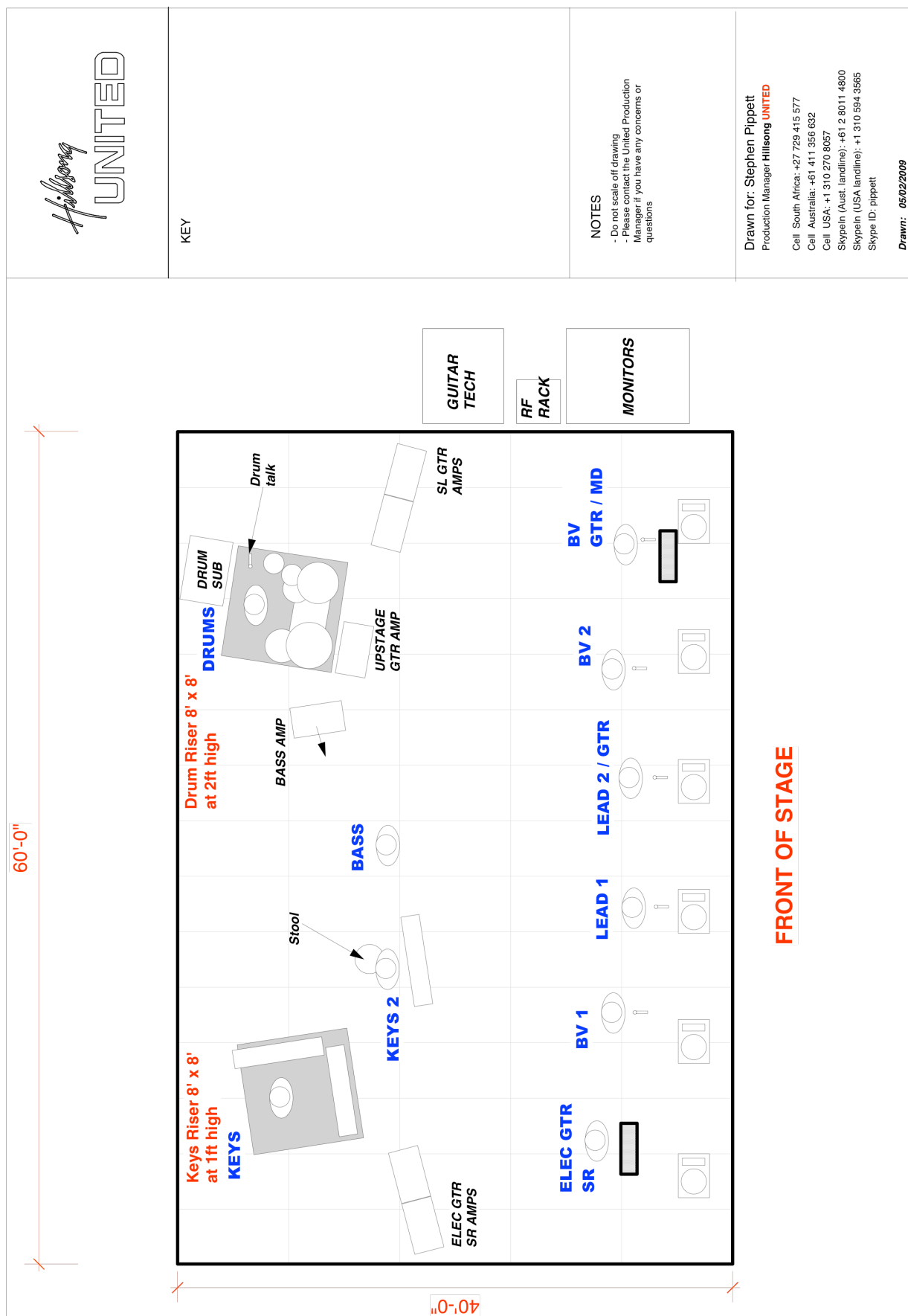
Ensure that the PM5D-RH is operating on minimum software ver. 2.20

UNITED will download their 'mix' data onto the unit onsite.

Save any data you wish to keep and initialize the board prior to UNITED arrival.

HILLSONG UNITED – Production Specs

USA – May/June Tour 2009



HILLSONG **UNITED** – Production Specs USA – May/June Tour 2009

Backline Specs

All equipment listed below is in order of preference, please supply exact models of selections, if first choice is not available use next available selection.

All guitar amps are A / A-B class valve.

| Item | Quantity | Model Required | Notes |
|----------|--|--|---|
| A | ELECTRIC GUITAR 1 (Stage Left) • Please supply ONE head unit from the list of 3. | | |
| 1 | 1 | MesaBoogie Lonestar/ Nomad55 Head | NOT Rectifier |
| 2 | OR 1 | Matchless Chieftain/ Independence Head | |
| 3 | OR 1 | Marshall JCM800 Head | 800 ONLY , no variations |
| | Accompanied by | | |
| 4 | 1 | Marshall 4x12 1960A Lead Cabinet | Must be 280-300W model- 4 x G12T-75W (No Mesa Cabinets) |
| | AND | | |
| 5 | 1 | Fender Twin Reverb | Must be Fender Twin Reverb NOT Fender Twin Amp (Preferably '65 reissue) |
| 6 | OR 1 | Fender BluesDeville 4x10 Combo | Fender BluesDeville 4x10 Combo |
| 7 | OR 1 | Fender HotrodDeville 2x12 Combo | Fender HotrodDeville 2x12 Combo |

| | | | |
|----------|---|----------------------------------|---|
| B | ELECTRIC GUITAR 2 (Stage Right) • Please supply ONE amp from each list. | | |
| 1 | 1 | Fender Bassman 4x10 Combo | (This is not a bass amp) |
| 2 | OR 1 | Fender Blues Deville 4x10 Combo | |
| | AND | | |
| 3 | 1 | Matchless DC30 2x12 Combo | |
| 4 | OR 1 | Fender TwinReverb 2x12 Combo | Must be Fender Twin Reverb NOT Fender Twin Amp (Preferably '65 reissue) |
| 5 | OR 1 | Marshall JCM800 + 1960A Lead Cab | 800 ONLY , no variations |

| | | | |
|----------|--|----------------------|--------|
| C | ELECTRIC GUITAR (Amp Upstage Centre) • Please supply ONE amp from the list of 3. | | |
| 1 | 1 | Fender Blues JNR | |
| 2 | OR 1 | Vox AC15 | NOT CC |
| 3 | OR 1 | Matchless Spitfire15 | |

HILLSONG **UNITED** – Production Specs

USA – May/June Tour 2009

| Item | Quantity | Model Required | Notes |
|----------|---|--------------------------------|-------|
| D | BASS GUITAR • Please supply ONE amp and cabinet from the list of 3. | | |
| 1 | 1 | Ashdown EVO 900 + 8x10 cabinet | |
| 2 | OR 1 | Ashdown EVO 500 + 8x10 cabinet | |
| 3 | OR 1 | Ampeg SVT II + 8x10 cabinet | |

| | | | |
|----------|-------------------------------|----------------------|-------------------------|
| E | GUITARS Misc | | |
| 1 | 1 | Multi Guitar Rack | Holds 5 or more guitars |
| 2 | 7 | Single Guitar Stands | |

| | | | |
|----------|---|---|--|
| F | PIANO / KEYS • Should there be a Hammond with a Leslie available at your venue, we would love to use it. • We will be bringing further keyboard racks, desktop modules, and computer that will also patch into the keyboard sub-mixer. | | |
| 1 | 1 | Roland A90 | 88 weighted only |
| 2 | OR 1 | Yamaha S90 ES | 88 weighted only |
| 3 | 1 | Korg Triton LE/TR/Extreme | 61-76 key - Non weighted only |
| 4 | 1 | Mackie 1202 VLZ | Or similar model Mackie mixer |
| 5 | 2 | Double Support X-type Keyboard Stand | To Support both Keyboards in seated position |
| 6 | 1 | Drum stool / throne | |
| 7 | Sufficient | All power / audio / midi leads and pedals to suit | |

| | | | |
|----------|----------------|---|--|
| G | BL KEYS | | |
| 1 | 1 | Nord Stage/Electro 61 key weighted Piano | weighted only |
| 2 | OR 1 | Similar 61 Key Weighted Piano | (Yamaha or Roland) |
| 3 | 1 | Double Support X-type Keyboard Stand | To Support Keyboard in seated position |
| 4 | 1 | Drum stool / throne | |
| 5 | Sufficient | All power / audio / midi leads and pedals to suit | |

| | | | |
|---------------|--|---|--------------------------------|
| H - I | DRUMS (Right handed player) 5 Piece Kit | | |
| 1 | 1 | Gretsch USA Custom | |
| 2 | OR 1 | DW Collectors Maple | |
| 3 | OR 1 | Yamaha Oak Custom | |
| H - II | DRUMS Sizes | | |
| 1 | 1 | 22" Bass Drum | Evans EQ1 Skin |
| 2 | 1 | 14" x 6" Snare - Preferably Maple | Remo CS dot Emperor head |
| 3 | 1 | EXTRA snare; Brady 14"x6", OR Ludwig "Black Beauty" 14" x 6.5" OR Pearl "Reference series" (Maple) 14"x6" | Remo CS dot Emperor head |
| 4 | 1 each | 12", 14", & 16" Toms | Remo Weatherking Emperor skins |

HILLSONG **UNITED** – Production Specs USA – May/June Tour 2009

| Item | Quantity | Model Required | Notes |
|----------------|---|---|--|
| H - III | DRUMS Cymbals • All Zildjian | | |
| 1 | 3 | Crash Cymbals | 19" A Custom, 18" K Dark & 18" A Custom |
| 2 | 1 | Ride – 22" A Custom | "Sweet Ride" or "A Medium" – Brilliant finish |
| 3 | 1 set | Hi Hats – 15" | Zildjian "New Beat" or Zildjian "K Heavy" |
| H - IV | DRUMS Misc • Please supply appropriate stands for drums and cymbals. • No racks all toms and cymbals to be hanging from stands and clamps. | | |
| 1 | 1 | Fan | |
| 2 | 1 | Drum stool / throne | |
| 3 | 1 | Carpet for drum riser | |
| I | STAGING RISERS • Please ensure that there is carpet covering the entire stage performance area including risers. | | |
| 1 | 1 | 8'x8' (2.4m x 2.4m) riser 2' – 3' high (0.6m – 0.9m) | For Drums – Upstage Left Please supply carpet for the top of the riser |
| 2 | 1 | 8'x8' (2.4m x 2.4m) riser 1' – 2' high (0.3m – 0.6m) | For Keys – Upstage Right Please supply carpet for the top of the riser |

Lighting

Hillsong UNITED will be travelling with a lighting operator for your event. Please ensure that there is a Systems Engineer, who is familiar with your lighting rig, present at the venue at all times. House light control must be from the lighting desk, with the house light system able to be manually dimmed to a full blackout. House lights must be conventional tungsten/halogen fixtures, fluorescent / arc fixtures are not suitable, as we need to be able to vary the intensity.

A flat tungsten stage wash using Fresnel fixtures must be provided. These lights should be colour-corrected with L203 (n CTB) gel. Individually-circuited profile spots should be focused on each instrument/vocal position, and colour-corrected with L202 (1/2 CTB). Please advise if Lee gels are not available. We will not require coloured front light.

Lighting control should be located in close proximity to the FOH Audio Mix position, with a clear view to the stage. A single lighting desk should be used for both moving lights and conventional fixtures.

HILLSONG UNITED – Production Specs
USA – May/June Tour 2009

Lighting Specs

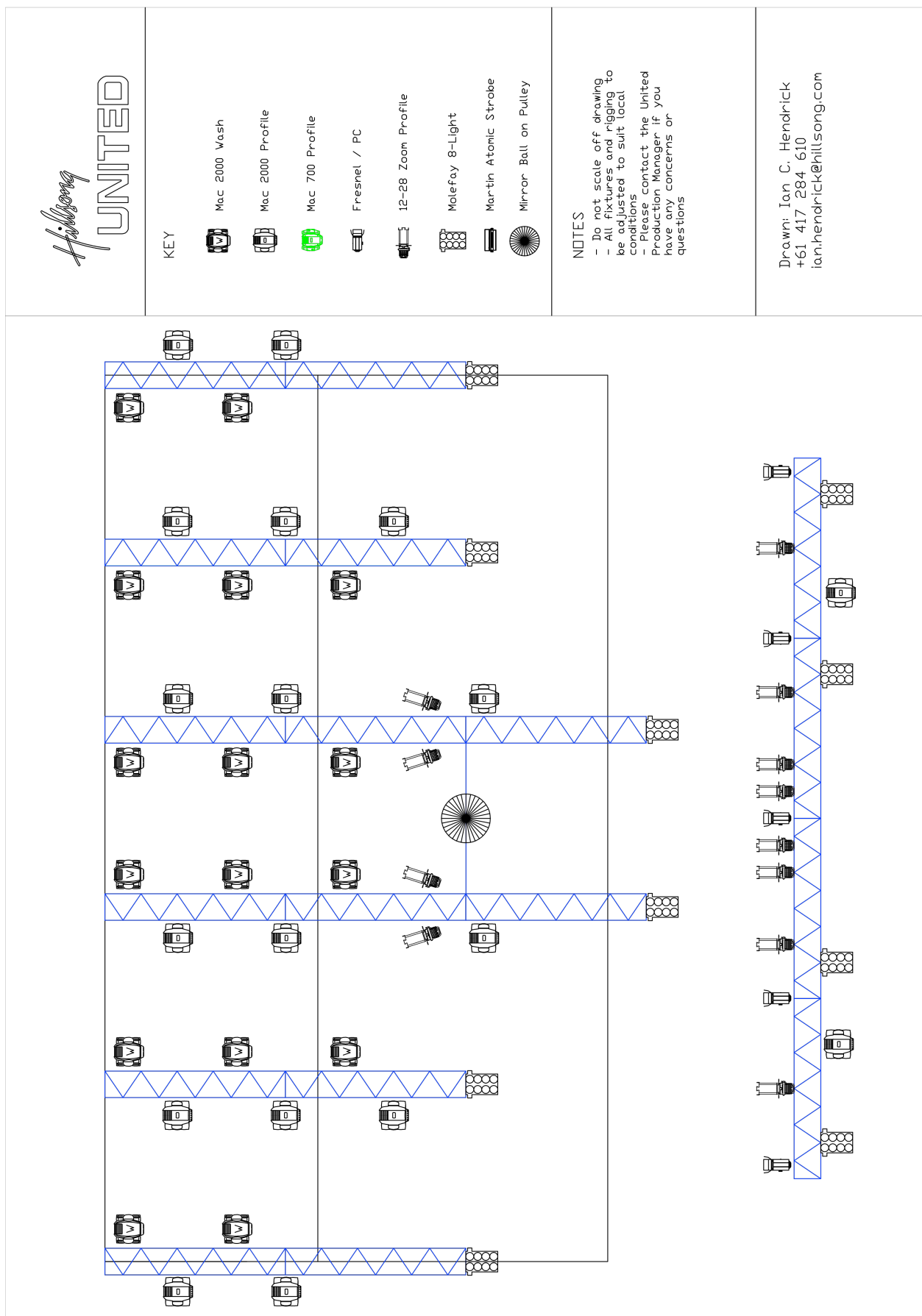
| Item | Quantity | Model Required | Notes |
|---|------------|--|------------------------------|
| A OPEN WHITE STAGE WASH | | | |
| 1 | 5 | 2.4kW Fresnels – Frontlight | Barndoors, Gel L203 |
| 2 | 12 | 1000W Selecon Pacific 12-28 Zoom | Gel L202 |
| B MOVING LIGHTS – PROFILES (No Non-CMY Fixtures, No 250W Fixtures) | | | |
| 1 | 18 | Mac 700 | |
| 2 | OR 18 | Mac 2000 Woodroffe | |
| 3 | OR 18 | VL2500 | |
| C MOVING LIGHTS - WASH | | | |
| 1 | 16 | Mac 700 Wash | |
| 2 | OR 16 | Mac 2000 Wash | |
| 3 | OR 16 | Robe Colourwash 1200AT | |
| 4 | OR 16 | Mac 600NT | |
| D HAZE / FOGG | | | |
| 1 | 2 | Look Solutions "Unique" Hazer | |
| 2 | 2 | JEM "ZR33 HiMass" Fogger | Outdoor venues only |
| E BLINDERS | | | |
| 1 | 10 | Molefay 8-Lites | |
| F LIGHTING CONTROL DESK | | | |
| 1 | 1 | GrandMA | V5.8 software or higher |
| G HOUSE LIGHTS | | | |
| 1 | Sufficient | Manually dimmable tungsten/halogen | No preset controllers please |
| H BACKDROP / OTHER | | | |
| 1 | 1 | Black drape | No light coloured backdrops |
| 2 | 1 | 40" Mirror Ball | |
| I CREW | | | |
| 1 | Sufficient | Lighting personnel to setup and packup the event within the given time constraints | |
| 2 | 1 | Lighting systems technician for the entire event | |

HILLSONG **UNITED** – Production Specs USA – May/June Tour 2009

| Item | Quantity | Model Required | Notes |
|-------------------------|------------|---|------------|
| J LED SET DESIGN | | | |
| | | <ul style="list-style-type: none"> Hillsong UNITED will be travelling with an ArKaos Media Server for the source to the SoftLED Scrim. | |
| 1 | 1 | Mainlight SoftLED Scrim | 20m x 2.5m |
| 2 | 6 | Mac 700 Wash | |
| 3 | 4 | Martin Atomic Strobe | |
| 4 | Sufficient | Cabling and processing for VGA laptop output at FOH to feed to the the SoftLED Scrim Processor | |
| K RIGGING | | | |
| 1 | Sufficient | Rigging for lamps, conventional and moving | |
| 2 | 1 | Ground support structure for the lights behind the semi-transparent LED screen | |

HILLSONG UNITED – Production Specs

USA – May/June Tour 2009



HILLSONG UNITED – Production Specs

USA – May/June Tour 2009



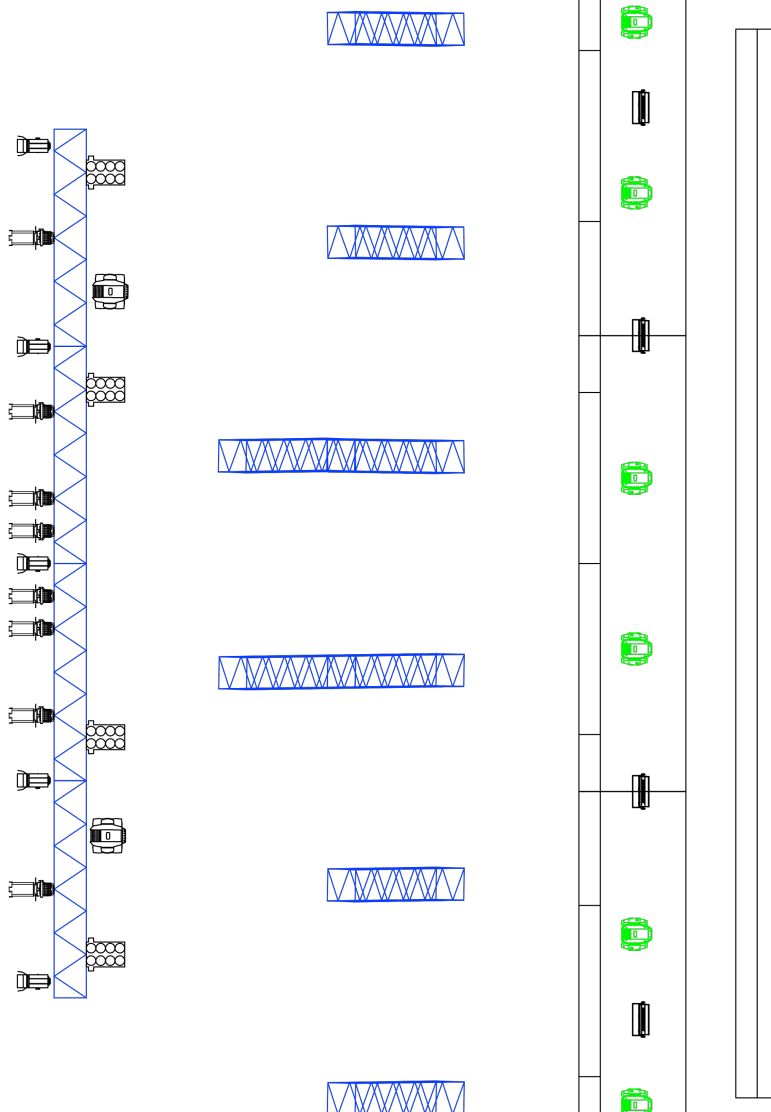
KEY



NOTES

- Do not scale off drawing
- All fixtures and rigging to be adjusted to suit local conditions
- Please contact the United Production Manager if you have any concerns or questions

Drawn: Ian C. Hendrick
+61 417 284 610
ian.hendrick@hillsong.com



HILLSONG UNITED – Production Specs USA – May/June Tour 2009

Video

Hillsong UNITED will not be traveling with a video production team for your event. Therefore please make sure that you supply a full crew for the event including Director, Vision Switcher, Engineers, Camera Operators, and Camera Assistants.

Due to copyright laws, no portion of the night (music and/or preaching) may be photographed or video / audio recorded by those in attendance and it cannot be reproduced in any form. All camera tapes, masters and program mixes recorded by your TV department must be given to Hillsong UNITED at the end of the event.

Detailed information about the worship night including the pre-service playback videos, on stage announcements, set up of projector / screens, recommended camera positions and directing style for the worship and the preaching will be emailed closer to the event date.

HILLSONG **UNITED** – Production Specs

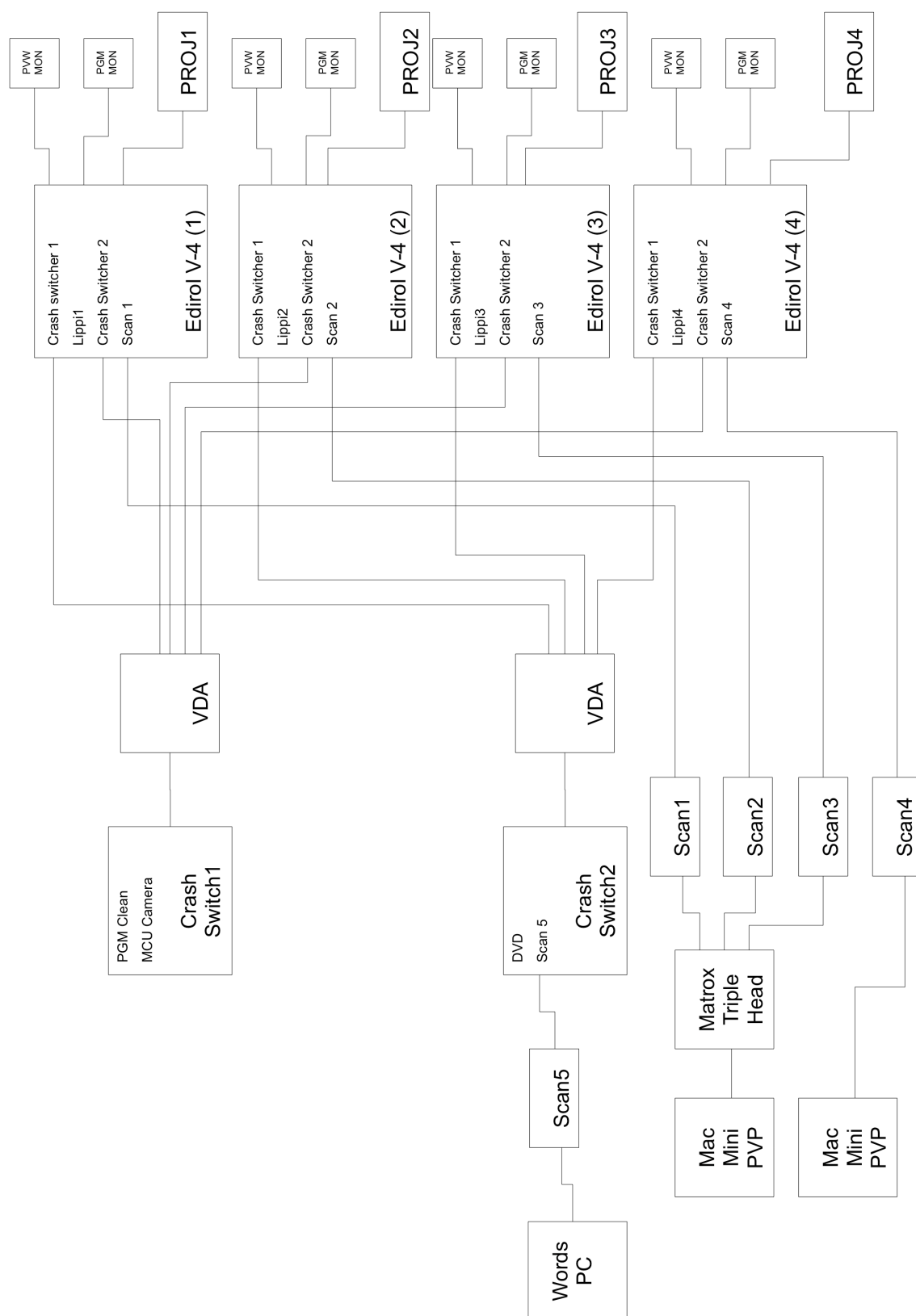
USA – May/June Tour 2009

Video Specs

| Item | Quantity | Model Required | Notes |
|---|----------|--|---|
| A SCREENS AND PROJECTORS | | | |
| 1 | 4 | 7,000 ansi lumen Projectors or greater | Possibly hung off DS LX truss |
| 2 | 4 | 16'x9' or 12'x9' Projection Screens | 4 Screens hung upstage centre |
| B CAMERAS | | | |
| 1 | 1 | 3CCD Professional or Broadcast camera chain with intercom and tally interface. | Requires long lens kit to shoot MCU from FOH. |
| 2 | 4 | Sony XC-999 Mini Cameras or equivalent | With 3.5mm wide angle lenses |
| 3 | 1 | 1 x Handicam with Tripod (FOH Confidence Camera) | With cabling to get video signal to video control position |
| C CREW | | | |
| 1 | | Full Crew | Director, Cam op, Engineer, Cable Hands etc |
| D VTR's | | | |
| <ul style="list-style-type: none"> • Please provide all required tape stock for all VTR's. • UNITED to take away all master tapes/discs at completion of event. | | | |
| 1 | 1 | DVD Recorder | For the program switched record with no lyrics |
| 2 | 1 | DVD Player | Audio to go to FOH and Mons |
| E PORTABLE VIDEO PRODUCTION UNIT | | | |
| 1 | 4 | Edirol V4 Vision Switchers | 1 per screen |
| 2 | 4 | Rack of 2 x 7" LCD monitors | PGM/PVW of each Vision Switcher |
| 3 | 2 | 4 input video Crash Switchers | |
| 4 | 2 | 5 output Video Distribution Amplifiers | |
| 5 | 1 | Software program to control all V4 vision switchers simultaneously | |
| 6 | 1 | 17" Domestic LCD monitor or equivalent | For the FOH Confidence Camera |
| 7 | misc | Video and Audio Patch Cabling | |
| F PLAYBACK FACILITIES | | | |
| 1 | 2 | Apple Mac Mini's | With Pro Video Player software |
| 2 | 1 | Matrox Analogue TripleHead2Go VGA converters | 1 x 3072x768 VGA input to 3 x separate 1024x768 VGA outputs |
| 3 | 5 | Sony DSC 1024 Scan Converters | 4 for Mac's and 1 for Song Words |
| F WORDS SUPERIMPOSED ON SIDE PJ SCREENS (if they already exist at venue) | | | |
| 1 | 1 | System to luma-key (superimpose) song lyrics over the bottom third of the video screens, with the live cameras underneath the words. | UNITED to supply Words PC Laptop computer with VGA output only Please supply the equipment necessary to luma key the lyrics over the top of the live camera images on the side screens |
| G MISC | | | |
| <ul style="list-style-type: none"> • Please advise what aspect ratio you will supply. (16:9 or 4:3) • Please advise what television standard your equipment is. | | | |

HILLSONG UNITED – Production Specs

USA – May/June Tour 2009



HILLSONG **UNITED** – Production Specs USA – May/June Tour 2009

Venue Specs

| Item | Quantity | Model Required | Notes |
|----------|---|--|---|
| A | SERVICE TIMES <ul style="list-style-type: none"> • Please make sure that we do not start the worship nights later than 1930 and the curfew must be no earlier than 2230. This will ensure that Hillsong UNITED has a minimum of 2 ½ hour worship set, which will include the message. | | |
| B | CONGREGATION <ul style="list-style-type: none"> • Please be aware that we welcome the congregation to come and worship in front of the stage. • We would prefer to have the floor as general admission with no seating. | | |
| C | END STAGE CURTAIN / BLACK OUT CURTAIN <ul style="list-style-type: none"> • If the venue is an arena, please make sure you provide an end stage curtain. | | |
| D | BUS REQUIREMENTS (only on Bus tours, where applicable) | | |
| 1 | 2 | Parking spaces for 2 minimum tour buses | |
| 2 | 2 | Shore Power for tour buses | |
| E | RESOURCE <ul style="list-style-type: none"> • Hillsong UNITED requests to be the sole reseller of Hillsong Resource including Hillsong Church and Hillsong UNITED CD's DVD's, T-Shirts, etc. | | |
| 1 | 2 | Areas to setup stands to sell Resource | |
| 2 | Sufficient | Lighting for the sales areas | |
| 3 | Sufficient | Cash Float | |
| F | STAGING | | |
| 1 | 1 | Minimum size is 50' wide x 40' deep | Height will vary depending on venue, no lower than 3' and no higher than 6' please. |
| 2 | If a festival | Please provide rolling risers for the Drums and Keys risers. | |
| G | SECURITY | | |
| 1 | Sufficient | Venue staff to make sure all the attendees are safe at all times. | |
| 2 | Venues larger than 8,000 | A crowd barrier in front of stage with a 4' walkway in front of stage. | Also required for ALL outdoor events |
| | | | |

HILLSONG UNITED – Production Specs
USA – May/June Tour 2009

Hospitality

| Item | Quantity | Model Required | Notes |
|--|------------|--|-------|
| A SIDE OF STAGE (Next to Monitor Desk) | | | |
| 1 | 48 | Bottles of Room Temperature Still Water | |
| 2 | 10 | Fresh hand towels | |
| 3 | 6 | Cold Cans of Coke | |
| 4 | sufficient | Hot Water and Honey, 8 x Lrg Mugs or Lrg Take Away Coffee Cups and mixing spoons | |

| | | | |
|-----------------------------|------------|--|---|
| B DRESSING ROOM | | | |
| 1 | 72 | Bottles of Room Temperature Still Water | |
| 2 | sufficient | Hot Water and Honey, 8 x Lrg Mugs or Lrg Take Away Coffee Cups and mixing spoons | |
| 3 | sufficient | Cold Cans of Coke & bottles of Assorted Juice & Sparkling Mineral Water & Protein Shakes | |
| 4 | sufficient | Assortment of Fruit | Banana, Apple, etc |
| 5 | sufficient | Light Snack Refreshments | Vegetable Tray, Protein Bars, Chocolate Bars, Nuts etc |
| 6 | 6 | Cold Towels at end of night | Wet and put in the freezer for a few hours would be appreciated |

| | | | |
|---------------------|-------------------|--|--|
| C HOTEL | | | |
| 1 | 6 per room please | Bottles of Room Temperature Water | |
| 2 | | A few pieces of fruit per room would also be amazing | |

| | | | |
|---|------|--|--|
| D BUS STOCK (only on Bus tours, where applicable) Please provide the following to replenish the bus supplies | | | |
| 1 | 24 | Bottles of Still Water | |
| 2 | Misc | Cold Cans of Coke & bottles of Assorted Juice & Sparkling Mineral Water & Protein Shakes | |
| 3 | Misc | Cereal, Milk, Fruit, Pop Tarts etc for Breakfast the following morning | |

HILLSONG UNITED – Production Specs

USA – May/June Tour 2009

| Item | Quantity | Model Required | Notes |
|---------------------------|----------|--|---|
| D VENUE FACILITIES | | | |
| 1 | 1 | Large Dressing room for Hillsong UNITED team; for up to 20 people | Close proximity to Bathrooms and backstage |
| 2 | 1 | Production Office | Close proximity to Dressing Rooms |
| 3 | | Free Wireless Internet Access in both the Dressing Rooms and Production Office | For both band and crew would be greatly appreciated |

| | | | |
|--------------------|---|---|-----------------|
| E TRANSPORT | | | |
| 1 | 1 | 15 seat Passenger Van to transport Production team to and from the venue | Up to 8 people |
| 2 | 2 | 15 seat Passenger Van to transport Worship & Resource teams to and from the venue | Up to 14 people |
| 3 | 1 | Cargo Van to transport the UNITED instruments and production equipment | |
| 4 | 1 | Vehicle to transport Hillsong Pastor | |

| | |
|---------------------------|---|
| F MEAL HOSPITALITY | |
| 1 | <ul style="list-style-type: none"> • Approximately 1 hour before the worship night we would appreciate a light meal provided at the venue. In order to prevent our team eating the same food every night, It would be so appreciated if you could follow the day by day dinner options below, If you could provide whatever meal is on the day of our worship night with you that would be great, just means we know we will get a variety throughout the week. Please contact me if you have any further questions. • All meals to be served with Vegetables and Salad :- <ul style="list-style-type: none"> • Monday – Chicken & Pasta Dishes • Tuesday – Chicken & Steak Dishes • Wednesday – Variety of Indian Dishes • Thursday – Chicken & Grilled Salmon Dishes • Friday – Variety of Thai Dishes • Saturday – Chicken & Steak Dishes • Sunday – Chicken & Grilled Fish Dishes |
| 2 | <ul style="list-style-type: none"> • We also ask for a light meal after the worship night, if we are departing that night on Tour Buses we would kindly ask that you provide take away meal boxes for our team to have on the tour bus with them. If we could please have healthy options that would be great. • Suggested Take Away Meal Options for our Tour Buses :- <ul style="list-style-type: none"> • Salads, Sandwiches, Sushi Rolls, Subs and other finger food • If we are not on the Tour Buses that evening we would welcome a local restaurant or room service for our after service meal option. Please discuss best options with Hillsong United's Tour Manager, with Luke Webb on luke.webb@hillsong.com |

Thank you very much for considering these hospitality requests.