

TRECKER[®]

by **WELLS CARGO**

Right on course!



Enclosed Cargo

TRAILERS

Standard Models

4'W



The **TC TRECKER** makes your fun more fun and your work more productive. All your gear is locked up weather tight ready for the next challenge. Specifically engineered to be low on maintenance and high on reliability, the **TC TRECKER's** unique design delivers carefree towing and easy maneuverability. The all steel frame, Torflex® axles, and top-notch components means your **TC TRECKER** will provide years of dependable service. Loaded with quality features not found on other trailers in its class, the **TC TRECKER** is a great value now and at resale time.

5'W



6'W



◀ 5'W and 6'W models feature optional equipment including: ATP Stone Guard & .030 Prefinished Colored Aluminum Skin

Standard Features

7'W



- 2" or 2 5/16" Ball Coupler Hitch
- 2000 lb. Jack Ram with Foot Pad*
- Safety Chains to D.O.T. Standards
- Tubular Steel Main Rails
- Full Height Steel C-channel Crossmembers
- Vertical Posts on 24" Centers
- Formed Steel Rear Cornerposts and Rear Door Header
- Tubular Steel Roof Trusses on 24" Centers
- Entire Chassis Undercoated
- Torflex® Rubber Torsion Suspension
- 14" Bias Belted Tires
- E-Coated Silver Mod Wheels
- 12V Wiring Channeled Inside Frame Tubing (*Weather-Protected*)
- 12V Incandescent Sealed Beam Tail Lights & Clearance Lights
- 1/4" Plywood Interior Sidewall Liner (*Full Height*)
- 3/4" Plywood Floor Undercoated
- .024 Prefinished Aluminum Exterior Skin (*White Standard*)
- Smooth Galvanized Steel Roof
- Galvanized Steel Jeep Fenders (*Single Axle*) / Smooth Aluminum Fenders (*Tandem Axle*)
- Corrosion Resistant Exterior Fasteners
- Double Rear Doors**
- Doors feature Insulated Core Frames & Zinc Hinges
- Full Length Steel Cam Lock with Security Hasp
- Extruded Aluminum Drip Rail
- License Plate Light

**Not included on 4' x 6' model*

***Single rear door on 4' x 6' model*

▲ 7'W model features optional equipment including: Aluminum Roof Rack Cross Bars & Side Entry Door



TRECKER

3 Years

Limited Warranty


Specifications

MODEL	TC461	TC581	TC5101	TC6101	TC6121	TC7162
Body: Length	6'6"	8'6"	10'6"	10'6"	12'6"	16'0"
Body: Width	4'0"	5'0"	5'0"	6'0"	6'0"	6'9"
Overall: Length	9'9"	11'8"	13'8"	13'6"	15'6"	20'0"
Overall: Width <i>(Includes Fenders)</i>	5'9"	6'9"	6'9"	7'9"	7'9"	8'6"
Overall: Height	6'0"	6'6"	7'0"	7'6"	7'6"	7'7"
Interior: Length	6'3"	8'3"	10'3"	10'3"	12'3"	15'9"
Interior: Width	3'9"	4'9"	4'9"	5'9"	5'9"	6'6"
Interior: Height	4'5"	4'11"	5'5"	5'11"	5'11"	5'11"
Axles: Quantity	Single	Single	Single	Single	Single	Tandem
Axles: Type	Torflex®	Torflex®	Torflex®	Torflex®	Torflex®	Torflex®
Platform Height	17"	17"	17"	17"	17"	18"
Hitch to Top of Ball	16"	16"	16"	16"	16"	17"
Tire: Type	Bias	Bias	Bias	Bias	Bias	Bias
Tire: Size	14"	14"	14"	14"	14"	14"
Tire: Load Range	C	C	C	C	C	C
Wheel Bolt Pattern	5	5	5	5	5	5
Hitch Ball Size	2"	2"	2"	2"	2"	2 ⁵ / ₁₆ "
GVWR (lb.)	2000	2750	2750	2990	2990	7000
Curb Weight (lb.)	645	835	975	995	1210	1910
Hitch Weight	10%-15%	10%-15%	10%-15%	10%-15%	10%-15%	10%-15%
Payload Capacity (lb.)	1355	1915	1775	1995	1780	5090
Rear Door: Style	Single	Double	Double	Double	Double	Double
Rear Door: W x H	37" x 49"	49" x 55"	49" x 61"	61" x 67"	61" x 67"	71" x 67"
Exterior Skin (White)	.024 Prefinished Aluminum	.024 Prefinished Aluminum	.024 Prefinished Aluminum	.024 Prefinished Aluminum	.024 Prefinished Aluminum	.024 Prefinished Aluminum
12 Volt Connector	4-way	4-way	4-way	4-way	4-way	7-way
Jack Ram & Foot Pad	No	Yes	Yes	Yes	Yes	Yes

Standard Features, Specifications & Dimensions subject to change without notice.

Standard:

.024 Prefinished Aluminum Skin



White

Optional:

.030 Prefinished Aluminum Skin



Victory Red



Black



Pewter



Indigo Blue



Champagne



Dove Gray



Dark Green



Brandywine



Beige



Charcoal Gray

Value Packages



Model TC5101 shown with Motorcycle Package including: Side Entry Door, Rear Ramp Door with Spring Assist, Swing Down Stabilizer Jacks, ATP Stone Guard, Floor D-Rings, Wall Tie-Downs, Flow-Thru Sidewall Vents, Wheel Chock, and Dome Light with Wall Switch.



Choose from 4 different value packages including:

- Ramp Door Package
- Side Door & Ramp Door Package
- Motorcycle Package
- Landscape Package

Or, select individually from our impressive list of customizing options.

V-Front Models

5'W

6'W



7'W

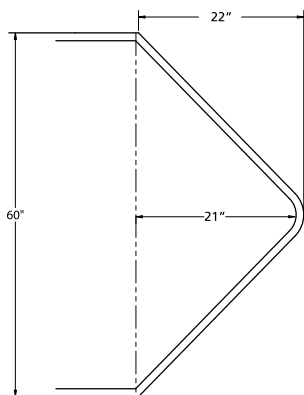


Specifications

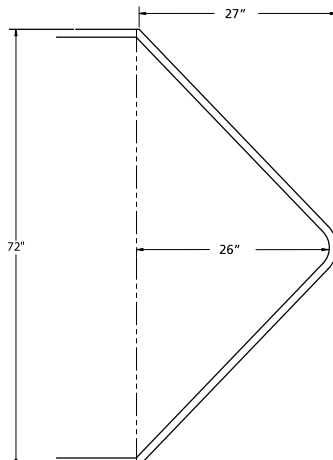
V-FRONT MODELS	TC581-V	TC5101-V	TC6101-V	TC6121-V	TC7162-V
Body: Length	10'4"	12'4"	12'9"	14'9"	18'6"
Body: Width	5'0"	5'0"	6'0"	6'0"	6'9"
Overall: Length	12'4"	14'4"	14'9"	16'9"	20'10"
Overall: Width <i>(Includes Fenders)</i>	6'9"	6'9"	7'9"	7'9"	8'6"
Overall: Height	6'6"	7'0"	7'6"	7'6"	7'7"
Interior: Length	10'0"	12'0"	12'5"	14'5"	18'2"
Interior: Width	4'9"	4'9"	5'9"	5'9"	6'6"
Interior: Height	4'11"	5'5"	5'11"	5'11"	5'11"
Axles: Quantity	Single	Single	Single	Single	Tandem
Axles: Type	Torflex®	Torflex®	Torflex®	Torflex®	Torflex®
Platform Height	17"	17"	17"	17"	18"
Hitch to Top of Ball	16"	16"	16"	16"	17"
Tire: Type	Bias	Bias	Bias	Bias	Bias
Tire: Size	14"	14"	14"	14"	14"
Tire: Load Range	C	C	C	C	C
Wheel Bolt Pattern	5	5	5	5	5
Hitch Ball Size	2"	2"	2"	2"	2 ⁵ / ₁₆ "
GVWR (lb.)	2750	2750	2990	2990	7000
Curb Weight (lb.)	885	1030	1075	1290	2010
Hitch Weight	10%-15%	10%-15%	10%-15%	10%-15%	10%-15%
Payload Capacity (lb.)	1865	1720	1915	1700	4990
Rear Door: Style	Double	Double	Double	Double	Double
Rear Door: W x H	49" x 55"	49" x 61"	61" x 67"	61" x 67"	71" x 67"
Exterior Skin (White)	.024 Aluminum	.024 Aluminum	.024 Aluminum	.024 Aluminum	.024 Aluminum
12 Volt Connector	4-way	4-way	4-way	4-way	7-way
Jack Ram & Foot Pad	Yes	Yes	Yes	Yes	Yes

Standard Features, Specifications & Dimensions subject to change without notice.

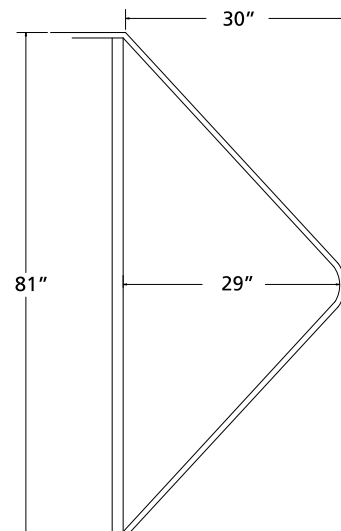
V-FRONT DIMENSIONS



5' Wide



6' Wide



7' Wide

Wells Cargo and Our Legacy of Engineering Leadership



Many people say that all enclosed trailers look pretty much alike. We consider that a compliment since it was Wells Cargo who pioneered the industry over 50 years ago. State-of-the-art takes on a whole new meaning when you compare the first trailer we built in 1954 with our product line today. Old "No. 1" looked pretty good back then, but we've come a long way since. Experience has made the difference and ours is unmatched. Our Research & Development facilities keep us the frontrunners of the industry. After thorough evaluation and comparison, we think you'll agree that Wells Cargo has earned our long standing reputation as the premium cargo trailer on the market and the best overall investment.

Rest assured that after you make the decision to buy a TC Trecker®, our commitment to you is not over. Our comprehensive 3-Year Limited Warranty is more than just words. It's about how quickly and responsibly we respond to your needs. It's the peace-of-mind you get knowing your investment is protected by an established company with a solid reputation. If our work or materials are at fault, we'll make it right. Any one of our six manufacturing facilities or our national network of professional dealers stand ready to service your trailer should the unlikely need arise.

AUTHORIZED WELLS CARGO DEALER

Powerful 5-Star Line-Up

The TC Trecker®, our entry-level trailer featured in this catalog, is just one of five different model lines offered by Wells Cargo. With this extensive line-up, we are in a position to appeal to a wide range of customers and their unique cargo hauling needs. Each of our trailer brands has a distinctive personality and holds a special place in the Wells Cargo family. Visit your local authorized Wells Cargo dealer to get a firsthand look.



©Wells Cargo, Inc. 2004 LITHO USA Form TRECKER1204R708

(800) 348-7553 **www.wellscargo.com**

Elkhart, IN
Carbondale, PA

Waco, TX
Phoenix, AZ

Ogden, UT
Waycross, GA