



PRODUCT CATALOGUE

2013/2014



WE DON'T EXPECT YOUR TRUST – WE INTEND TO EARN IT



Video of 107 years
of cleaning

Trust is about living up to your expectations. Since 1906, Nilfisk has never compromised in striving for perfection. We have a strong history of innovation and determination that enables us to offer professionals only the very best in cleaning solutions. We make no compromises when helping you improve performance and working conditions while continuously reducing your costs and environmental impact.

Our culture is to bring quality and reliability to the highest levels through innovative cleaning solutions by leveraging our market knowledge. We are committed to providing optimal customer satisfaction through our dynamic business platform – from product development, production and delivery to after-sales service.

As your professional business partner, we must constantly innovate our business in order to strengthen yours. This is a promise Nilfisk-Advance makes to you as your trusted partner.

Read more about our company on www.nilfisk-advance.com

” Best quality materials,
best quality engineering and
a unique support system
ensure that you can focus on
doing what you do best “

WE WORK HARD TO BE YOUR PREFERRED CHOICE

We are committed to helping you achieve your business objectives by keeping our focus on quality, innovative product development and a strong supply chain. In order to succeed we complete comprehensive analysis, engage in productive partnerships and in dialogue with you as customer. We use this input to meet your needs for efficient and productive equipment of the highest standard that is reliable and easy to use.



MANUFACTURING

– multiple tasks, one cleaning partner

In the processing industry you depend on only the best technical and economical solutions to perform multiple cleaning tasks in diverse production areas.

Nilfisk have for many years been trusted by main players in the industry as supplier of the best cleaning systems for both light and heavy manufacturing. Our standard and tailored solutions will help you maintain a clean, safe and productive manufacturing facility, indoor or outdoor.

Our machines are built to last, are easy to use and guarantee you lower costs of ownership as well as increasing productivity. We offer flexible performance regulation and enhanced safety with certified technologies.

CONTRACT CLEANERS

– top performance in a competitive market

We strive to strengthen your competitive position with user-friendly and innovative solutions that improve your performance and customer relations.

As your reliable partner we engage in fast and personal service in order to assist you in delivering results and hygiene levels.

Our low noise, reliable and flexible equipment help you to increase your productivity by cleaning faster and more discreetly.

By meeting your changing needs through reducing use of labour, time, detergent etc, we can reduce your operational costs.

PRIVATE AND PUBLIC INSTITUTIONS

Securing a clean, safe and attractive environment

We help you provide a professional cleaning service for your patients, citizens, pupils, residents, clients etc. with solutions that keep your facilities clean, safe and attractive – indoor and outdoor.

You are able to clean in congested spaces without disrupting people with low noise and highly manoeuvrable machines, whilst maintaining a superior air quality.

Best practice will help you maintain streets, parks and other public places and portray a clean, professional image.

Our economical solutions minimise your use of resources such as detergent, time, water, and energy, whilst still maintaining your quality of cleaning.

OUR GREEN AGENDA WILL BENEFIT YOURS

We see sustainability as an element of sound business practice. If we can reduce consumption of resources it will benefit both you and the environment.

Our cleaning machines naturally consume energy, water and in certain product areas also detergents. Accordingly, we can make the greatest contribution to a better environment by designing equipment that cleans efficiently and to the same high Nilfisk standard using fewer resources. It is our goal to accomplish more with less - meaning reducing cost for you as our customer whilst simultaneously improving our environmental behaviour.



CHOOSE A RELIABLE PARTNER

Our environmental efforts in all European and Asian production sites are controlled through our ISO 9001 and ISO 14001 certifications.

ISO 9001 ensures a standardised approach to the basic handling of production by ensuring specific standards.

ISO 14001 ensures environmental stewardship, and requires an environmental management system which addresses processes and activities related to management and control of environmental everyday tasks.

AN EXTENDED PARTNERSHIP OF COMMITMENT – BENEFITING YOU!

You get the highest commitment from us. Nilfisk-Advance is the proud signatory to the United Nations Global Compact and its ten principles on Human Rights, Labour Rights, the Environment and Anti-Corruption. The commitment extends into the Nilfisk-Advance supply chain, 44% of our trading is with suppliers who agree to the 10 principles.

WE REDUCE CO2 EMISSIONS

Our internal consumption of resources is an area of environmental focus. Our objective is to reduce our CO2 emission by 5% annually. This year we succeeded in reducing our CO2 emissions by 6%.

WE SET STANDARDS

At Nilfisk-Advance we are committed to setting standards for our industry and the cleaning services we offer you. We are represented through relevant external bodies which include committees for technology development, technical standards and industry associations both locally, regionally and globally.

ESTIMATED ENVIRONMENTAL FOOTPRINT

Nilfisk-Advance has implemented a method to estimate the environmental footprint of new products in one of our major product divisions as a pilot project. This will give us valuable insight and a basis for decision making, enhancing our capability to develop products with proven environmental benefits – saving cost for our customers, and simultaneously benefitting the environment.

ENVIRONMENTAL PRODUCT IMPROVEMENTS

Based on a century of cleaning experience, we develop new productive, easy-to-use, reliable products with improved environmental performance. Our objective is to accomplish more with less - meaning reducing your costs whilst simultaneously improving our environmental behaviour. In 2012, 71% of our product launches will include environmental improvement on energy, water, detergent or disposal.

NILFISK ECOFLEX OFFERS SUSTAINABLE TECHNOLOGY

With the flexible Nilfisk Ecoflex system, you get the most out of your resources — from water and detergent to time and equipment. Different facilities require different cleaning. By applying just the right blend of brush pressure, water or detergent, the Ecoflex System is the professional and green solution to any cleaning challenge. The Ecoflex System effortlessly switches between different cleaning intensities in one, easy pass. Flexibility means getting more functionality out of one machine. You'll save time, use fewer machines, and reduce water and detergent consumption. Today's increasing demands for cost efficiency are tough to meet. Now you can do more with less.

REDUCED NOISE MAKES DAYTIME CLEANING POSSIBLE

Daytime cleaning is genuinely sustainable cleaning. Therefore, we are constantly working on removing the main obstacle – the noise. Our low noise machines will help you reduce your overall cleaning costs and improve the surrounding indoor environment for customers and employees.

EFFECTIVE FILTERS IMPROVE YOUR INDOOR ENVIRONMENT

Nilfisk has one of the broadest ranges of filters in the world, helping us to focus on improving your indoor environment. The HEPA filter holds 99.95% of 0.1 micron particles. The ULPA filter holds up to 99.9995%. We have furthermore developed two filter cleaning systems that retain suction power, prolong filter lifetime and minimise downtime. The result is high performance coupled with time and cost efficiency – all to your benefit.

RELIABLE MACHINES THAT GO THE DISTANCE

Product development is one of our core competencies. Patient listening, careful analysis, innovative thinking based on a century of cleaning expertise all come together in products that represent the best you can get. Reliability is the key component to all our products. It is what sets us apart and makes our products unique. We achieve it by applying the strictest standards in the industry giving you reliable machines made of quality materials and for a prolonged lifetime. We make the effort in order to support your sustainability agenda.

TRUST IN PROVEN PERFORMANCE



Nilfisk quality and reliability

Reliability is a key component of all our products and of our partnership with you. It means that you can rely on us when setting the highest standards in productivity, as we set the highest standards in performance. Reliability is in the DNA that defines our products, services suppliers and not least what characterises the employees within our organization – reliability is simply our business.

WE IMPLEMENT YOUR NEEDS IN OUR PRODUCT DEVELOPMENT

At Nilfisk, we treat innovation as a vision that empowers us to bring reliability and quality to a higher level, providing true customer benefits. Innovation begins in product development – our core business. Here, we practise careful analysis, creative thinking and patient listening to the feedback from our customers. We evaluate this valuable information together with a century of cleaning expertise, transforming it into quality developments that make our product range best in class and your preferred choice.

RELIABILITY IS NOT JUST A WORD – IT'S AN EXPECTATION

A partnership is a long term investment that builds on trust. We put ourselves and our suppliers through the strictest quality programs in order to meet your needs, not only today but also in the future. We set the same high standards in both our production and development areas through our expertise and in-depth market knowledge and experience. We implement both short- and long-term testing procedures through our highly trained and experienced employees, and all test data and results are carefully recorded and analysed before being placed into a database to support current and future projects – at Nilfisk, we believe that a solid past is the foundation for a strong future.



COMMERCIAL VACUUM CLEANERS

VP300 Eco	12
VP300 HEPA	12
GD 1000	13
GD 930	13
GU 305/355-2/455-2	14
GU 700A	14
BRV 900	15
UZ 964	15
GD 5/10 Back	16
GD 5 Battery	16
GWD 300 series	17

INDUSTRIAL VACUUM CLEANERS

GM 80P	20
IVB 3	20
IVB 5/7 series	21
IVB 961-0L	21
IVB 965 SD XC	22
IVB 7X ATEX Type 22	22
IVB 995 ATEX	23

FILTER CLEANING SYSTEM

PROFESSIONAL STEAMERS

SO 4500	27
SV 8000	27
SDV 4500	28
SDV 8000	28
GR 8000	29
MD 4500	29
MD 8000	30

ECOFLEX CLEANING SYSTEM

SCRUBBER/DRYER

CA 331	36
CA 340	36
CA 240/330	37
SC350	37
SC400	38
SC450	38
BA/CA 451/531	39
BA/CA 551/611	40

BA 651/751/851	41
SC800	41
BR 652/752	42
BR 755/755C/855	42
BR 850S/1050S	43
BR 1100S/1300S	44

COMBINATION MACHINES

CS7000	47
CR 1500	48
ER 1300/1600	48

BATTERIES

ECO BRILLIANCE PADS

ECO PADS

CORPORATE RESPONSIBILITY

GREEN MEETS CLEAN

OUTDOOR UTILITY MACHINES

RS501	59
RS851	59
CY5000/5500	60
Park Ranger 2150	61
City Ranger 2250	61
City Ranger 3500	62

SWEEPERS

SM 800	68
SW 700S	68
SW 750	69
SW 850S	69
SR 1000S	70
SR 1101	70
SR 1301	71
SR 1450	71
SR 1601	72
SR 1900	73
SR 2000	73

SINGLE-DISCS

FM400 L	79
FM400 H	79
510B/510B-3	80
PS 333A	80
545	81
FM400 D	81

BURNISHERS

SDM 43-900	82
BU500	82
UHB 51-1500	83
UHR 70-1700	83

CARPET EXTRACTORS

AX 14	86
AX 410	86

FLEXIBILITY IN PURCHASE OPTIONS

SERVICE

PRODUCT OVERVIEW



VP300 Eco
Commercial vacuum
cleaners



VP300 HEPA
Commercial vacuum
cleaners



GD 1000
Commercial vacuum
cleaners



GD 930 / GD 930 S2
Commercial vacuum
cleaners



GU range
Commercial vacuum
cleaners



GU 700A
Commercial vacuum
cleaners



BRV900
Ride-on commercial
vacuum cleaners



UZ 964
Commercial vacuum
cleaners



GD 5/10 BACK
Commercial vacuum
cleaners



GD 5 BATTERY
Commercial vacuum
cleaners



GWD 300 SERIES
Commercial vacuum
cleaners



GM 80P
Industrial vacuum
cleaners



IVB 3
Industrial vacuum
cleaners



IVB 5/7 SERIES
Industrial vacuum
cleaners



IVB 961-0L
Industrial vacuum
cleaners



IVB 965 SD XC
Industrial vacuum
cleaners



IVB 7X - ATEX TYPE 22
Industrial vacuum
cleaners



IVB 995
Industrial vacuum
cleaners



SO 4500
Professional
steamers



SV 8000
Professional
steamers



SDV 4500/8000
Professional
steamers



GR 8000
Professional
steamers



MD 4500/8000
Professional
steamers

PRODUCT OVERVIEW



CA 240/330
Scrubber/Dryers



CA 331
Scrubber/Dryers



CA 340
Scrubber/Dryers



SC350
Scrubber/Dryers



SC400
Scrubber/Dryers



SC450
Scrubber/Dryers



BA/CA 451/531
Scrubber/Dryers



BA/CA 551/611
Scrubber/Dryers



BA 651/751/851
Scrubber/Dryers



SC800
Scrubber/Dryers



BR 652/752/752C
Scrubber/Dryers



BR 755/755C/855
Scrubber/Dryers



BR 850S/1050S
Scrubber/Dryers



BR 1100S/1300S
Scrubber/Dryers



CS7000
Combination machines



CR 1500
Combination machines



ER 1300/1600
Combination machines



RS502
Outdoor road sweeper



RS851
Outdoor road sweeper



CY5000/5500
Outdoor road sweeper

PRODUCT OVERVIEW



PARK RANGER 2150
Outdoor park ranger



CITY RANGER 2250
Outdoor city ranger



CITY RANGER 3500
Outdoor city ranger



SM 800
Sweepers



SW 750
Sweepers



SW 700S/850S
Sweepers



SR 1000S
Sweepers



SR 1101
Sweepers



SR 1301
Sweepers



SR 1450
Sweepers



SR 1601
Sweepers



SR 1900
Sweepers



SR 2000
Sweepers



FM400 L/H
Single disc



510B/510B-3
Single disc



PS 333A
Single disc



FM400 D
Singledisc



545
Single disc



SDM 43-900
Burnishers



BU500
Burnishers



UHB 51-1500
Burnishers



UHR 70-1700
Burnishers



AX 14
Carpet extractors



AX 410
Carpet extractors

COMMERCIAL VACUUM CLEANERS

GET HIGH SUCTION POWER FROM HIGH FILTER QUALITY

Nilfisk vacuum cleaners are designed with your operator in mind. They have a compact design, are easy to use, highly manoeuvrable and sturdy in order to ensure you reliable use year after year. Furthermore, our high quality filters ensure powerful suction and efficient filtration.



LOW ENERGY CONSUMPTION

The prestige of the Nilfisk design is recognised worldwide. In addition to their special designs, Nilfisk vacuum cleaners are all quiet and offer you powerful vacuuming with low energy consumption.

POWERFUL AND RELIABLE NILFISK MAIN MOTORS

The Nilfisk motors are robust and tough with very powerful vacuuming capacity and low sound levels. They are based on an industrial design dedicated to professional cleaning. An unprotected vacuum motor, however powerful it may be, has a limited lifespan. To protect it, it needs to be fitted with a good main filter that holds the particles and prevents the motor from being damaged.

LOW NOISE LEVEL WILL HELP YOU SAVE ON CLEANING COSTS

Daytime cleaning has always made sense. But previously noisy, cumbersome cleaning equipment made it impractical. Due to well-designed and low-noise Nilfisk vacuum cleaners, daytime cleaning is not only possible, it is the smart thing to do!

IMPROVE YOUR INDOOR ENVIRONMENT WITH THE EFFECTIVE NILFISK RANGE OF FILTERS

A filtration system is defined as a series of successive stages for retaining the dust: the bag, the main filter, the exhaust filter. Nilfisk has one of the broadest range of filters in the world. The HEPA filter holds 99.95% of 0.1 micron particles. The ULPA filter holds up to 99.9995%. It is used in high risk areas where particle discharge into the atmosphere has to be controlled.

TABLE OF CONTENTS - COMMERCIAL VACUUM CLEANERS

VP300 Eco	12
VP300 HEPA	12
GD 1000	13
GD 930	13
GU 305/355-2/455-2	14









GU 700A	14
BRV 900	15
UZ 964	15
GD 5/10 Back	16
GD 5 Battery	16
GWD 300 series	17
Accessories	18

PRODUCT SELECTOR - VACUUM CLEANERS

THE PERFECT VACUUM CLEANER IS GOOD BUSINESS

Your choice of vacuum cleaner will vary depending on the use, the operator and the surrounding environment. Whichever model you choose, we guarantee reliability as well as user- and eco-friendly productivity. Find the vacuum cleaner that meet your needs in the following product selector.

SUGGESTED APPLICATIONS AND INDUSTRIES










Vacuum cleaner model	Dry dust						Up-rights	
	VP300 Eco	VP300 HEPA	GD 1000	GD 930	GD 320	GM 80P	GU 305/355/455	GU 700A
								
CONTRACT CLEANING (OFFICES, BANKS ETC.)	•	•	•	•		•	•	•
HOTELS, RESTAURANTS & CATERING	•	•	•	•		•	•	•
PUBLIC BUILDINGS (SCHOOLS, HOSPITALS ETC.)	•	•	•	•	•	•	•	•
RETAIL	•	•	•	•		•	•	
AUTOMOTIVE & TRANSPORTATION					•	•		
BUILDING & CONSTRUCTION					•			
MANUFACTURING						•		
AGRICULTURE								
WET PICK-UP								
SMALL AREA CLEANING (LIGHT - MEDIUM DUTY)	•	•	•	•	•	•	•	
LARGE AREA CLEANING (MEDIUM - HEAVY DUTY)			•	•	•	•	•	•
OPEN SPACED CLEANING (HEAVY DUTY)								•
HARD TO REACH AREAS								
HAZARDOUS DUST (L, M & H-CLASS, ASBESTOS)						•		
ATEX ZONE 22 (EXPLOSIVE DUST)								
FLOOD PUMPING								

KEY FEATURES / BENEFITS

Vacuum cleaner model	Dry dust						Up-rights	
	VP300 Eco	VP300 HEPA	GD 1000	GD 930	GD 320	GM 80P	GU 305/355/455	GU 700A
HEPA FILTER - STANDARD OR OPTIONAL		•	•	•	•	•	•	
BATTERY								
BAGLESS	•				•	•		
REDUCED SOUND LEVEL	•	•	•					
LIGHT WEIGHT	•	•						
PORTABLE								
DUAL-MOTOR - POWER BOOST							•	•
FILTER CLEANING SYSTEM								
HIGH FILLING CAPACITY	•	•	•	•	•			•
ATEX CERTIFIED								
TWO-SPEED/ VARIABLE SPEED			•	•				
HEAVY DUTY CONSTRUCTION				•		•		
"GREEN" POWER SUPPLY	•		•	•				
PRICE-FIGHTER	•							

PRODUCT SELECTOR - VACUUM CLEANERS

SUGGESTED APPLICATIONS AND INDUSTRIES

Vacuum cleaner model	Rider	Portable			Wet & dry				
	BRV 900	GD 5/10	GD 5 Battery	UZ 964	GWD 300	IVB 3	IVB 5 Series	IVB 7	IVB 9 Series
									
CONTRACT CLEANING (OFFICES, BANKS ETC.)	•	•	•	•	•		•		
HOTELS, RESTAURANTS & CATERING		•	•	•	•		•		
PUBLIC BUILDINGS (SCHOOLS, HOSPITALS ETC.)	•	•	•	•	•	•	•	•	•
RETAIL		•	•	•	•				
AUTOMOTIVE & TRANSPORTATION	•	•	•	•	•	•	•	•	•
BUILDING & CONSTRUCTION					•	•	•	•	•
MANUFACTURING					•	•	•	•	•
AGRICULTURE					•		•	•	•
WET PICK-UP					•	•	•	•	•
SMALL AREA CLEANING (LIGHT - MEDIUM DUTY)		•	•	•		•	•		
LARGE AREA CLEANING (MEDIUM - HEAVY DUTY)	•	•			•		•	•	•
OPEN SPACED CLEANING (HEAVY DUTY)	•				•			•	•
HARD TO REACH AREAS	•	•	•	•					
HAZARDOUS DUST (L, M & H-CLASS, ASBESTOS)						•	•	•	•
ATEX ZONE 22 (EXPLOSIVE DUST)								•	•
FLOOD PUMPING									

KEY FEATURES / BENEFITS

Vacuum cleaner model	Rider	Portable			Wet & dry				
	BRV 900	GD 5/10	GD 5 Battery	UZ 964	GWD 300	IVB 3	IVB 5	IVB 7	IVB 9
HEPA FILTER - STANDARD OR OPTIONAL	•	•		•	•	•	•	•	•
BATTERY	•		•						
BAGLESS					•	•	•	•	•
REDUCED SOUND LEVEL	•		•	•		•	•	•	
LIGHT WEIGHT		•		•		•			
PORTABLE		•	•	•					
DUAL-MOTOR - POWER BOOST	•				•				•
FILTER CLEANING SYSTEM						•	•	•	•
HIGH FILLING CAPACITY	•				•		•	•	•
ATEX CERTIFIED								•	•
TWO-SPEED/ VARIABLE SPEED	•				•	•	•	•	•
HEAVY DUTY CONSTRUCTION					•	•	•	•	•
"GREEN" POWER SUPPLY			•	•					
PRICE-FIGHTER									

COMMERCIAL VACUUM CLEANERS



Mobile scan

Demo video

VP300 Eco

A general purpose vacuum for everyday use

- Low noise level of 50 dB(A)* creates less disturbance and enables daytime cleaning
 - Eco friendly 900w fan unit allows us to reduce power by 25% yet still achieve an excellent cleaning efficiency
 - Weighs just 5.2 kg* for easy portability
 - Best in class filling capacity. 10 litre container with 8 litre dust bag net filling
 - Entire machine, including hose and wand, can be carried safely and comfortably in one hand
 - Superbly designed for simplicity and effective cleaning at an economic price
- The Nilfisk VP300 Eco is a basic, well-built, thoroughly reliable unit that can be relied upon to do the job day in day out. It is ideal for cleaning offices, hotel rooms, retail outlets, and similar light to medium duty applications.



Mobile scan

Demo video

VP300 HEPA

Low price - high quality

- Certified HEPA filter
- Orange detachable cord for safety and easy maintenance
- Best in class filling capacity, which means less time spent changing dust bags
- Weighs just 5.3 kg* making it easy to move from place to place
- Low sound pressure level of just 50 dB(A)* makes this vacuum suitable for daytime cleaning
- Secure accessory and power cord storage and rear mounted tool parking

The Nilfisk VP300 HEPA is the latest member of the VP300 series of basic commercial vacuum cleaners, suitable for everyday cleaning of light to medium duty applications such as offices, hotel rooms, retail stores, etc.



TECHNICAL SPECIFICATIONS

Description	VP300 Eco	VP300 HEPA					
Item no.	906 0901 010	107402783					
RATED POWER (W)	900	1200					
SUCTION POWER END OF TUBE (W)	200	260					
AIRFLOW (L/SEC)	32	32					
VACUUM AT NOZZLE (KPA)	23	23					
SOUND PRESSURE LEVEL (DB(A) BS 5415)	50	50					
TANK CAPACITY (L)	-	-					
DUST BAG CAPACITY (L)	10	10					
CABLE LENGTH (M)	10	10					
MAIN FILTER AREA (CM²)	1250	2600					
BRUSH DIAMETER (MM)	-	-					
LENGTH X WIDTH X HEIGHT (CM)	39.5x34x39	39.5X34X39					
WEIGHT (KG)	5.2	5.3					

*machine only

COMMERCIAL VACUUM CLEANERS



GD 1000

Power in a quiet design

- Powerful motor, 2 speed on GDS and HDS (GDS = General Dual Speed, HDS = HEPA Dual Speed)
- HEPA filter is standard on HDS
- 15 m cord and practical cord storage
- Parking solution

Nilfisk GD 1000 series represents the ideal choice for commercial cleaning tasks. It is thereby the good choice for daily cleaning of carpets and hard floors in hotels, restaurants, offices, recreational facilities and building lobbies.



GD 930 / GD 930 S2

The vacuum cleaner chosen by millions

- Heavy duty construction with steel container
- 15 litre dust bag
- The 2 speed system on GD 930 S2 brings the sound level down to 44 dB(A)
- Multi layer filter
- High cleaning performance

Nilfisk GD 930 and GD 930 S2 is a world class dry vacuum cleaner for effective daily cleaning of large areas. GD 930 is the reliable, rugged and stable choice for demanding cleaning applications in hotels, schools, offices and hospitals.



TECHNICAL SPECIFICATIONS

Description	GD 1005	GD 1010	GDS 1010	HDS 1005	GD 930	GD 930 S2		
Item no.	17440011	17490001	17450001	17460001	905 5301 020	905 5340 010		
RATED POWER (W)	1200	1200	1200	1200	1000	1000		
SUCTION POWER END OF TUBE (W)	270	270	270/100	270/100	270	270		
AIRFLOW (L/SEC)	40	40	40/27	40/27	35	24-35		
VACUUM AT NOZZLE (KPA)	23	23	23	23	23	23		
SOUND PRESSURE LEVEL (DB(A) BS 5415)	52	52	52/46	52/46	53	53/45		
TANK CAPACITY (L)	-	-	-	-	-	-		
DUST BAG CAPACITY (L)	4.5	9	9	4.5	15	15		
CABLE LENGTH (M)	15	15	15	15	15	15		
MAIN FILTER AREA (CM²)	1200	2400	2400	1200	4900	4900		
BRUSH DIAMETER (MM)	-	-	-	-	-	-		
LENGTH X WIDTH X HEIGHT (CM)	39x30x36	39x30x42	39x30x42	39x30x36	45x39x33	45x39x33		
WEIGHT (KG)	6	6.3	6.3	6	7.5	7.5		

COMMERCIAL VACUUM CLEANERS



BRV 900

Ride-on vacuum cleaner making large area cleaning a small job

- Dual HEPA filters protect indoor air quality
- Dual vacuum motors provide superior suction and dirt pick-up
- Dual brushes thoroughly clean all types of carpet
- "Quiet mode" is at 64 db(A) for quiet daytime cleaning
- Detailing wand offers the ability to clean hard to reach areas without leaving the machine

The BRV 900 puts you behind the wheel of the first Nilfisk ride-on vacuum cleaner. This machine makes cleaning large areas such as exhibition centers and airports an easy job. Hard to reach areas can be serviced from the vehicle by using the detailing wand. BRV 900 can fit in standard elevators and through doorways. An optional on board 7,5 meter hose gives the possibility to clean areas where the machine is unable to navigate.




GU 305/355/355-DUAL/455-DUAL

Quick, quiet and efficient

- Flat to the floor design for cleaning under furniture
- Built in extension hose and tube for cleaning hard to reach areas
- Excellent filtration system, HEPA available for all variants
- Adjustable brush height to suit all floor surfaces
- Dust bag is easy to change

The Nilfisk GU series of uprights is designed to clean quickly, quietly and efficiently. With high-grade filtration and a HEPA filter option on all models, these upright vacuums secure a good indoor air quality.



TECHNICAL SPECIFICATIONS

Description	BRV 900	GU 305	GU 355	GU 355-DUAL	GU 455-DUAL		
Item no.	20002002	906 0101 010	906 0301 010	906 0401 010	906 0501 010		
RATED POWER (W)	998	1000	1000	1200	1200		
SUCTION POWER END OF TUBE (W)	330	130	130	150	150		
AIRFLOW (L/SEC)	97.2	44	44	44	44		
VACUUM AT NOZZLE (KPA)	13.7	24	24	24	24		
SOUND PRESSURE LEVEL (DB(A) BS 5415)	64**/67	62	62	62	62		
TANK CAPACITY (L)	-	-	-	-	-		
DUST BAG CAPACITY (L)	30	4	4	4	4		
CABLE LENGTH (M)	-	15	15	15	15		
MAIN FILTER AREA (CM²)	4800	196	196	2400	2400		
BRUSH DIAMETER (MM)	102	65	65	65	65		
LENGTH X WIDTH X HEIGHT (CM)	133x81x130	33x30.5x121	33x35.5x121	33x35.5x121	33x45.5x121		
WEIGHT (KG)	244*	7.7	7.7	8.5	8.5		

*without batteries **one vacuum motor running.

COMMERCIAL VACUUM CLEANERS



GU 700A

The heavy-duty upright vac

- 64 cm cleaning path
- 2 vacuum motors ensuring a high vacuuming performance
- 1 brush motor
- Built in hose and tube for hard to reach areas

The GU 700A is an optimal upright solution for daily vacuum cleaning of large carpet areas. This heavy-duty machine makes operations easy and efficient.




UZ 964

Cleaning in crowded areas

- Machine weighs only 2,9 kg, and rests comfortably on operator's hips
- Left or right hand operation
- HEPA filter and a wide range of nozzles for special applications are available

The obvious choice for vacuum cleaning in theatres, cinemas, shops and coaches and a great complementary duster. UZ 964 ERGOCLEAN makes cleaning in hard-to-navigate places easy.



TECHNICAL SPECIFICATIONS

Description	GU 700 A	UZ 964 ERGOCLEAN					
Item no.	56330910	905 2421 010					
RATED POWER (W)	2250	700					
SUCTION POWER END OF TUBE (W)	-	160					
AIRFLOW (L/SEC)	-	28					
VACUUM AT NOZZLE (KPA)	-	19					
SOUND PRESSURE LEVEL (DB(A) BS 5415)	68	52					
TANK CAPACITY (L)	35	-					
DUST BAG CAPACITY (L)	35	2.2					
CABLE LENGTH (M)	23	15					
MAIN FILTER AREA (CM²)	-	1000					
BRUSH DIAMETER (MM)	640	-					
LENGTH X WIDTH X HEIGHT (CM)	104x75x97	37x21x20					
WEIGHT (KG)	51	2.9					

COMMERCIAL VACUUM CLEANERS



GD 5/10 BACK/FLY

Cleaning with convenience

- Good filtration with HEPA filter option
- Suitable for left or right handed use
- Containers in different sizes to fit the application
- 15 metre detachable cable with safety release saves time
- User friendly vacuum cleaner and a harness that is ergonomically designed reduces fatigue

There are many things that should be present in a good backpack vacuum cleaner. It should be light in weight, with even weight distribution, and the noise level must be as low as possible. The GD 5 Fly has been developed expand the back vac portfolio to provide a machine that will support our customers to quickly and thoroughly vacuum clean aircraft.




GD 5 BATTERY

Freedom to clean anywhere

- Remarkably quiet operation makes daytime cleaning in offices and hospitals easily viable
- Ergonomic backpack harness is of premium design to ensure comfort and to minimize stress
- Innovative technology ensures top performance

The Nilfisk GD 5 Battery is a backpack vacuum that requires no electrical connections, thus offering greater freedom to clean just about anywhere. With a running time up to 30 minutes per battery and with extra battery packs available, the machine can be used continuously. The charging procedure for 1 battery can be completed in just 45 minutes.



TECHNICAL SPECIFICATIONS

Description	GD 5 BACK	GD 5 HEPA	GD 10 BACK	GD 5 FLY	GD 5 BATTERY		
Item no.	906 0601 010	906 0602 010	906 0701 010	107402327	906 0650 040		
RATED POWER (W)	1300	1300	1300	800	400		
SUCTION POWER END OF TUBE (W)	240	210	240	126	100 +/-10		
AIRFLOW (L/SEC)	40	37	40	29	30		
VACUUM AT NOZZLE (KPA)	24	23	23	23	20		
SOUND PRESSURE LEVEL (DB(A) BS 5415)	59	59	59	59	57		
TANK CAPACITY (L)	-	-	-	-	-		
DUST BAG CAPACITY (L)	5	10	10	5	5		
CABLE LENGTH (M)	15	15	15	15	-		
MAIN FILTER AREA (CM²)	1400	1400	2000	1397	1400		
BRUSH DIAMETER (MM)	-	-	-	-	-		
LENGTH X WIDTH X HEIGHT (CM)	38x26x57	38x26x57	38x29x59	38x26x57	38x33x70		
WEIGHT (KG)	4.2	4.4	4.6	4.2	7.7		

COMMERCIAL VACUUM CLEANERS

GWD 300 SERIES

Trademan wet & dry vac's

- A range of vacuums to meet most everyday wet and dry pick up needs
- HEPA and cartridge filter available
- Variants with durable steel containers in 35 or 75 litres
- Craftsman's version with power socket, automatic on/off and delayed action
- Fast access to float basket and filters for cleaning and maintenance
- Modular design allows easy and flexible interchange of platforms

Nilfisk GWD 300 is a series of wet and dry professional vacuum cleaners.

The ergonomic and modern design makes them easy to handle and highly functional.



**NEW WET & DRY
VACUUM CLEANERS
AVAILABLE
SPRING 2013**



TECHNICAL SPECIFICATIONS

Description	GWD 320/ 320 C	GWD 335	GWD 350/375	GWD 350-2	GWD 375-2	GWD 335/ 375 STEEL	GD 320
Item no.	905 8101 010	905 8301 010	905 8401 010 905 8701 010	905 8501 010	905 8801 010	905 8371 010 905 8871 010	905 8001 010
RATED POWER (W)	1350	1350	1350	2700	2700	1350	1350
SUCTION POWER END OF TUBE (W)	280	280	280	425	425	280	280
AIRFLOW (L/SEC)	37	37	42	60	60	37/42	37
VACUUM AT NOZZLE (KPA)	22	22	22	22	22	22	22
SOUND PRESSURE LEVEL (DB(A) BS 5415)	64	64	64	66	66	64	62
TANK CAPACITY (L)	20	35	50/75	50	75	35/75	-
DUST BAG CAPACITY (L)	13	17	30/34	30	34	17/34	10
CABLE LENGTH (M)	10	10	10	10	10	10	10
MAIN FILTER AREA (CM²)	1350	1350	2260	2260	2260	1350/2260	700
LENGTH X WIDTH X HEIGHT (CM)	44X41X57	44x41x72	64x60x89/100	64x60x89	64x60x100	44X41X72 64X60X100	44x41x57
WEIGHT (KG)	7.7	8	20/20.5	21.5	22	19.8/22	7.5

OVERVIEW OF ACCESSORIES



NOZZLES

Upholstery nozzle, round brush, crevice nozzle



FLOOR NOZZLES

Combination and multi surface nozzles



ELECTRO NOZZLE

For use on carpets



DUST BAG

Synthetic



DUST BAG

Paper bags



WET AND DRY FILTER

For GWD 300 series



MAIN FILTER KIT




SACK FILTER

For GD 1000 series




TUBES

Chrome, steel, aluminium.
Telescopic or basic



COVER HEPA

For GWD 300 series



HEPA FILTER

For GD 930



CHARGER AND BATTERIES

For GD 5 Battery



HOSE

For GD 930



TOOL SOCKET

For GWD Craftsman. For connection to power tools

INDUSTRIAL VACUUM CLEANERS

WE HELP YOU INTEGRATE CLEANING INTO YOUR PROCESSES

Nilfisk industrial vacuum cleaners integrate reliability, high suction power, superior filtration, safety and ease of use into your cleaning processes – with minimum interference. With our expertise in process-integrated cleaning, manufacturing area cleaning and daily office cleaning, we can provide end-to-end cleaning solutions for the vast majority of industrial operations. We continue to develop both machines and accessories to meet your demands in a dynamic world.



HIGH-QUALITY VACUUMING WITH AUTOMATIC FILTER CLEANING

The new generation of IVB cleaners are equipped with a vacuum gauge and / or an electrical air flow sensor; you are guaranteed a constant and high-quality vacuuming. Our vacuum cleaners have a “blow back” cleaning system either automatically or manually operated so that the filter is always clean. It also ensures that the suction power remains constant.

LONG LIFESPAN OF YOUR VACUUM CLEANER

The lifespan of your vacuum cleaner depends on the filter in terms of quality and size. Chemical dust can be harmful to your health, fine dust on electrical circuits that can cause fires or damage production systems and cause problems in the production process, e.g. wood, lacquer dust etc.

A COMPLETE SELECTION OF FILTERS ENSURE THAT YOUR NILFISK VACUUM

cleaner has all the dust control requirements that your cleaning application needs: filters made of cotton, polyester, multi-layer paper, Gore-Tex, NOMEX, HEPA and ULPA, thus responding to L.M.H. requirements.

A VACUUM CLEANER ESPECIALLY FOR YOUR INDUSTRY

Nilfisk has the broadest range of accessories available on the market, and we are able to offer you a solution to any specific cleaning application: fine dust bags, HEPA and ULPA filters, antistatic tubes and attachments, extension tubes for cleaning high places, conical attachments and special brushes. We have a vacuum cleaner specially equipped for your industry.

TABLE OF CONTENTS - INDUSTRIAL VACUUM CLEANERS

GM 80P	20
IVB 3	20
IVB 5/7 series	21
IVB 961-OL	21

IVB 965 SD XC	22
IVB 7X ATEX Type 22	22
IVB 995 ATEX	23
Accessories	25

INDUSTRIAL VACUUM CLEANERS



GM 80P

Rugged construction for any cleaning job

- Impressive 2100 cm² main filter for even and stable airflow and vacuum, even after long use
- HEPA/ULPA filters optional
- Bagless operation possible
- Virtually indestructible aluminium container
- Lightweight but built for years of heavy duty cleaning

Nilfisk GM 80P is light in weight, but a heavy-duty performer. Mounted on a strong steel trolley with large rubber wheels, the machine is easy to manoeuvre. Ideal for e.g. production lines, chemi/pharma industries, hospitals and offices.



IVB 3

Silent, small and mobile vacuum cleaner

- Safety vacuum cleaner for dustclass M or H
- Push&Clean filter cleaning technology
- SoftStart. A gentle motor startup keeps the starting current low. For easy starting on limited electrical systems
- Auto On/Off In combination with powered tools the machine starts and stops automatically when you start or stop the power tool
- Speed governor. To reduce suction performance and noise level and to prevent that the power tool sticks to the working surface

The IVB 3 series in dust class M and H represents a new possibility of achieving superior suction power in a compact and flexible solution. Silent, small and mobile. This vacuum cleaner is approved for dealing with hazardous dust in both M and H class.



TECHNICAL SPECIFICATIONS

Description	GM 80 P	IVB 3 H	IVB 3 M				
Item no.	17049047	302001889	302001890				
IP PROTECTION CLASS	II / IP20	IPX4	IPX4				
DUST CLASS	L	H	M				
RATED POWER (W)	1200	1200	1200				
SUCTION POWER END OF TUBE (W)	270	270	270				
AIRFLOW WITHOUT HOSE (L/SEC)	38	60	60				
VACUUM (KPA)	20	23	23				
VACUUM MAX (KPA)	20	23	23				
CONTAINER CAPACITY (L)	12,25	27	27				
MAIN FILTER AREA (CM ²)	2100	8000	3000				
INLET (MM)	38	50 multfit	50 multfit				
LENGTH X WIDTH X HEIGHT (CM)	39x30x41	39x38x57	39x38x57				
WEIGHT (KG)	5	10.6	10.6				

INDUSTRIAL VACUUM CLEANERS



IVB 5/7 SERIES

Approved for healthy cleaning

- Safety vacuum cleaner for dustclass M or H
- XtremeClean filter cleaning system. The XtremeClean technology blasts the dirt off the filter to keep the suction performance high
- SoftStart. A gentle motor startup keeps the starting current low. For easy starting on limited electrical systems
- Auto On/Off. In combination with powered tools the machine starts and stops automatically when you start or stop the power tool
- Speed governor. To reduce suction performance and noise level and to prevent that the power tool sticks to the working surface

The IVB 5 and IVB 7 M/H is equipped with the XtremeClean system which clean your filter automatically while you work. With IVB 7 you also get features like 70 l stainless steel container, robust steel frame and tilt or lift-off container emptying.




IVB 961-0L

A versatile, high-performance unit for demanding day-in/ day-out vacuumings

- Two motor industrial performance
- Washable PET Fleece, big surface filter for high efficiency and low maintenance costs
- Push & Clean filter cleaning system for high efficiency
- Stainless steel tiltable and removable 70 L container for easy handling and disposal
- Complete package with 38 mm accessories with stainless steel tubes and 400 mm wet&dry floor nozzle
- 10 meter cable for a large working radius
- Applicable for wet & dry pick up by reliable floating system

Whether it's a factory floor or warehouse loading dock, when spills happen they need to be cleaned quickly and effectively. Apart from the mess, unattended spills can create a hazard that can prove both dangerous and costly.



TECHNICAL SPECIFICATIONS

Description	IVB 5 H	IVB 7 H	IVB 5 M	IVB 7 M	IVB 961-0L		
Item no.	302001891	302001893	302001892	302001894	302002914		
IP PROTECTION CLASS	IPX4	IPX4	IPX4	IPX4	IPX4		
DUST CLASS	H	H	M	M	L		
RATED POWER (W)	1200	1200	1200	1200	2x1200		
SUCTION POWER END OF TUBE (W)	270	270	270	270	270		
AIRFLOW WITHOUT HOSE (L/SEC)	60	60	60	60	120		
VACUUM (KPA)	23	23	23	23	23		
VACUUM MAX (KPA)	23	23	23	23	23		
CONTAINER CAPACITY (L)	45	70	45	70	70		
MAIN FILTER AREA (CM²)	10000	10000	7800	7800	7800		
INLET (MM)	50 multifit	50 multifit	50 multifit	50 multifit	50 Multifit		
LENGTH X WIDTH X HEIGHT (CM)	50.6x 47.6x65.5	58x 60.5x97	50.6x 47.6x65.5	58x 60.5x97	58x60x97		
WEIGHT (KG)	16.7	27.2	16.7	27.2	30		

INDUSTRIAL VACUUM CLEANERS



IVB 965 SD XC

For heavy-duty industrial cleaning and hazardous dust collection

- Two motor industrial performance
- Xtreme Clean fully automatic filter cleaning system for high efficiency also in H class
- Big surface filter for high efficiency and low maintenance costs
- Stainless steel sit down container for easy handling and disposal
- 10 meter cable for a large working radius
- Disposal bag standard
- Socket for automatic on/off (only 21 model)

The tougher the cleaning, the better the vacuum cleaner needs to be. This is why so much thought has gone into the design of the IVB 965-21 SD. With 7200 ltr. per minute of air flow, and 3000 W of maximum power, it is capable of fast, productive cleaning of dirt, metal chips and liquid spills.



IVB 7X - ATEX TYPE 22

Approved for healthy- and explosion proof cleaning

- Safety vacuum cleaner for dustclass M
- ATEX Zone 22 approved single phase vacuum cleaner according to ATEX directive 94/9/EC
- EC drive motor technology, long life / ATEX applications
- SoftStart: A gentle motor startup keeps the starting current low. For easy starting on limited electrical systems
- Auto On/Off. In combination with powered tools the machine starts and stops automatically when you start or stop the power tool
- Tilt or LiftOut container emptying. The 70 liter stainless steel container can be easily tilted in the frame or lifted off for emptying.

The IVB 7X M class is equipped with the unique EC drive motor system. This ensures long live time and enables use in ATEX zone 22 areas.



TECHNICAL SPECIFICATIONS

Description	IVB 965-0L SD XC	IVB 965-2H/M SD XC	IVB 7X ATEX Z22				
Item no.	302002916	302002917	302001895				
IP PROTECTION CLASS	IPX4	IPX4	IP54				
DUST CLASS	L	H/M	M				
RATED POWER (W)	2x1200	2x1200	1200				
SUCTION POWER END OF TUBE (W)	270	270	270				
AIRFLOW WITHOUT HOSE (L/SEC)	120	120	56				
VACUUM (KPA)	23	23	25				
VACUUM MAX (KPA)	23	23	25				
CONTAINER CAPACITY (L)	50	50	70				
MAIN FILTER AREA (CM²)	7800	7800	3000				
INLET (MM)	50 Multifit	50 Multifit	50 type 22				
LENGTH X WIDTH X HEIGHT (CM)	61.5x69x99	61.5x69x99	58x60.5x97				
WEIGHT (KG)	45	45	27.2				

INDUSTRIAL VACUUM CLEANERS



IVB 995 ATEX TYPE 22

Health&Safety Wet&Dry vacuum cleaners for ATEX Zone 22 explosive dust

- Industrial specifications, robust construction, and powerful... the definition of IVB 9
- Approved for ATEX Zone 22, H and M Class
- 2 Brushless EC (Electronic Controlled) motors
- Two motor Industrial performance
- XtremeClean fully automatic filter cleaning system for high efficiency in H and M Class
- Big surface H Class filter for high efficiency and low maintenance costs
- Stainless Steel SitDown container for perfect handling and disposal
- 10 meter cable for a large working radius
- Disposal and Safety filter bag standard

The IVB 995-0H/M SD XC TYPE 22 is the most powerful two-motor machine that is approved to be used for both H- and M-Class dust in Zone 22 environments. Featuring XtremeClean filter cleaning and a Stainless Steel SitDown container. The perfect concept for Industrial use where safety is a must.



The optional forklift device helps you to empty the container and saves back strain



TECHNICAL SPECIFICATIONS

Description	IVB 995 ATEX TYPE 22						
Item no.	302002919						
IP PROTECTION CLASS	IP54						
DUST CLASS	H/M						
RATED POWER (W)	2x1100						
SUCTION POWER END OF TUBE (W)	270						
AIRFLOW WITHOUT HOSE (L/SEC)	120						
VACUUM (KPA)	23						
VACUUM MAX (KPA)	23						
CONTAINER CAPACITY (L)	50						
MAIN FILTER AREA (CM²)	10.000						
INLET (MM)	50 type 22						
LENGTH X WIDTH X HEIGHT (CM)	61.5x69x99						
WEIGHT (KG)	45						

RETAIN EFFICIENCY AND REDUCE COSTS WITH A CLEAN FILTER

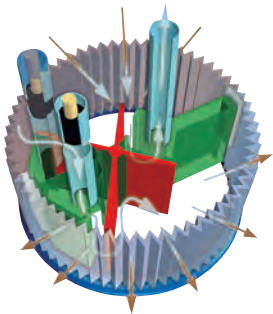
Nilfisk-Advance has developed two filter cleaning systems that retain suction power, prolong filter lifetime and minimise downtime. The result is high performance coupled with time and cost efficiency. You can choose between two filter systems that are either semi-automatic or full-automatic:



Push&Clean

-semi-automatic filter cleaning system

With Push&Clean technology you maintain high suction performance. Simply block the inlet fitting or the hose, and then push and release the filter cleaning button. Powerful air pulses now enter and clean the filter gently, allowing you to get back to work in no time.




XtremeClean

- automatic filter cleaning system

With XtremeClean technology you probably get the best filter cleaning system ever seen on the market – it is extremely efficient and full-automatic. All you need to do is start the vacuum cleaner. The filter is automatically cleaned every 15 or 30 seconds while you work. No interruption – just constant and high performance. You will find the XtremeClean system in two generations:

FIRST GENERATION – VALVE CONTROL

The technology is based on a valve controlled system, using reversed air flow to clean the one half of the filter cartridge while you still work with the other half of the filter cartridge. The valve allows the surrounding air to enter into the container, passing through the filter in the opposite direction. The dirt is blasted off the filter, and high performance is maintained.



IVB 9 RANGE GENERATION – SERVO MOTOR CONTROL

The improved XtremeClean generation, used on the IVB 9 range, is based on a servo motor controlled Y-Flap, where the filter has the full surface available all the time during operation. This ensures you an even longer filter lifetime and high performance. The perfect match for the powerful two motor performance machine.

NanoFilter

Advanced Fleece Technology

NANO-FILTERS FOR WET&DRY CLEANING

To extend high performance of Nilfisk's Wet & Dry vacuum cleaners, we have introduced Nano technology and a re-defined design.

All filter elements in our series of XtremeClean machines (except H-class models) now use a Nano-Fibre Fleece material. In combination with the powerful reversed air pulses, it prevents deep filtration and loss of performance.

With a minimum filtration of 99.9%, you can clean in even the toughest, finest dust applications. Moreover, the Nano-filters are washable to keep maintenance costs at a minimum and high-efficiency cleaning at a maximum.



OVERVIEW OF ACCESSORIES



FIXED FLOOR NOZZLE
Type 22, Ø50x600 mm



PIPE CLEANING NOZZLE



FILTER BAG SETS, 5 PCS.



SAFETY FILTER BAG, 5 PCS.



MAC/FLOOR KIT (38MM)
Multi fit rubber hose (38mm)



VACUUM CLEANER KIT
For special health and safety applications



OVEN CLEANING SET
Ø38mm



INDUSTRIAL SET
Ø50mm



CHIP SET
Ø50mm

PROFESSIONAL STEAMERS

IMPROVE HEALTH WITH EFFECTIVE CLEANING AND DISINFECTION

Improve cleaning efficiency with multi purpose cleaning and disinfection. When it comes to disinfection, a reliable, user-friendly and cost-effective solution is an advantageous investment. We offer you quality solutions.



STEAM CLEANING WILL HELP YOU MAINTAIN A CLEAN AND SANITARY ENVIRONMENT

Steam cleaning will prevent the spread of contagious diseases so common in schools, nurseries and care homes. Cleanliness and sanitation are extremely important in any clinic. Dry steam cleaning will help you and your staff in maintaining the high standards you demand with less effort, better results and without the use of harsh or irritating chemicals.

CHEWING GUM REMOVAL

With our professional steam cleaners you can remove chewing gum from almost any surface, whether it is block paving, asphalt, concrete, natural stone, metal, wood, carpet, entrance mats or many other materials. Steam heats up the chewing gum while injecting detergent onto it and agitating the gum with a wire (on hard surfaces) or a nylon brush (on soft surfaces or carpets).

Chewing gums are dissolved in about 3 to 6 seconds each. After removing the chewing gum, sweep the surface if necessary and then leave to dry naturally. This will leave a clean spot where the gum was removed, which will blend in within a few days, depending on the pedestrian flow and the weather.

DRY STEAM CLEANING REACHES INTO THE TINIEST CRACKS

Steam cleaning will allow you to valet a car in half the time with visible superior results. Not only will your time spent valeting cars be reduced by half but also your spending on chemical cleaners will be reduced considerably.

Steam cleaning leaves surfaces virtually dry as soon as the cleaning is completed. Upholstery and floor mats are dry within minutes. Not only is the cleaning faster, the car is deodorised as well.








TABLE OF CONTENTS - PROFESSIONAL STEAMERS	
SO 4500	27
SV 8000	27
SDV 4500	28
SDV 8000	28
GR 8000	29
MD 4500	29
MD 8000	30

PRODUCT SELECTOR - PROFESSIONAL STEAMERS

CLEANING AND HEALTH PROMOTION

We offer you a range of reliable solutions for steam, vacuum and detergent cleaning – indoor or outdoor. Find the steamer that meets your needs in the following product selector.

SUGGESTED APPLICATIONS AND INDUSTRIES

Professional steamers							
	SO4500	SV8000	SDV4500	SDV8000	GR8000	MD4500	MD8000
							
CONTRACT CLEANING (OFFICES, BANKS ETC.)	•	•	•	•	•		
HOTELS, RESTAURANTS & CATERING	•	•	•	•			
PUBLIC BUILDINGS (SCHOOLS, HOSPITALS ETC.)	•	•	•	•	•	•	•
RETAIL	•	•	•	•			
AUTOMOTIVE & TRANSPORTATION	•	•	•	•	•		
BUILDING & CONSTRUCTION	•	•	•	•	•		
MANUFACTURING	•	•	•	•	•		
AGRICULTURE	•	•	•	•			
WET PICK-UP		•	•	•			
SMALL AREA CLEANING (LIGHT - MEDIUM DUTY)		•	•				
LARGE AREA CLEANING (MEDIUM - HEAVY DUTY)	•	•	•	•	•		
OPEN SPACED CLEANING (HEAVY DUTY)	•			•	•		
HAZARDOUS DUST (L, M & H-CLASS, ASBESTOS)		•	•	•	•		

KEY FEATURES / BENEFITS

Professional steamers							
	SO 4500	SV 8000	SDV 4500	SDV 8000	GR 8000	MD 4500	MD 8000
SINGLE PHASE	•	•	•	•	•	•	•
STAINLESS STEEL FRAME	•	•	•	•	•		
STEAM FUNCTION	•	•	•	•	•	•	•
DETERGENT FUNCTION			•	•	•	•	•
VACUUM FUNCTION		•	•	•		•	•
COMPACT DESIGN	•	•	•	•	•	•	•
POWDER COATED MILD STEEL						•	•

PROFESSIONAL STEAMERS



SO4500

Steam cleaner for multi-purpose indoor/outdoor cleaning and disinfection

- Stainless steel frame and cabinet
- Continuous fill boiler
- Steam control switch
- Automatic safety shut off
- Clear pressure display
- Locking front castors
- Simple operator controls

Steam Only - steam cleaner unit. The SO4500 is a compact and robust steam cleaner for commercial use. It is designed for light to medium soiled areas and is suited to all sectors of industry and commerce where vacuum recovery is not required.



SV8000

Steam and vacuum cleaner for multi-purpose cleaning and disinfection

- Stainless steel frame and cabinet
- Continuous fill boiler
- Steam control switch
- Automatic safety shut off
- Clear pressure display
- Locking front castors
- Simple operator controls
- Wet pick up recovery

Steam and Vacuum steam cleaner unit. The SV 8000 provides the benefits of steam cleaning with added drying effect of a vacuum pick up. The SV8000 is ideal for cleaning in situations where chemicals are not required or permitted. Steam and vacuum together will leave areas sanitised and dry.



TECHNICAL SPECIFICATIONS

Description	SO4500	SV8000				
Item no.	45000000	45000002				
VOLTAGE/PHASE/FREQUENCY/CURRENT	220-240/1/50/10	230-240/1/50/13				
MAX OPERATION PRESSURE (BAR)	4.5	8				
VACUUM	NO	YES				
DETERGENT	NO	NO				
WATER TANK CAPACITY (L)	2.5	5				
BOILER VOLUME (L)	1.8	3.3				
HOSE (M)	4	4				
WEIGHT (KG)	25	25				



SDV4500/SDV8000

Steam, detergent and vacuum cleaner for multi-purpose cleaning and disinfection

- Stainless steel frame, cabinet and locking front castors
- Continuous fill boiler
- Steam control switch
- Automatic safety shut off
- Clear pressure display
- Wet pick up recovery
- Detergent delivery

The SDV line offers detergent injection in addition to the normal steam cleaning effect - useful for incrustated stains and for additional sanitisation effect. The vacuum pick up ensures that areas are quickly dry and ready for use.



GR8000

Steam and chemical injection Steam Cleaner unit for outdoor/indoor (on carpets) use

- Stainless steel frame and cabinet
- Continuous fill boiler
- Steam control switch
- Automatic safety shut off
- Compact design
- Simple operator controls
- Detergent delivery

The GR8000 is conceived for outdoor use in chewing gum removal with detergent and steam functions. This unit allows quick and easy removal of even old chewing gum from car parks, pavements, restaurant forecourts, carpets and runners.



TECHNICAL SPECIFICATIONS

Description	SDV4500	SDV8000	GR8000			
Item no.	45000004	45000006	45000008			
VOLTAGE/PHASE/FREQUENCY/CURRENT	230-240/1/50/13	230-240/1/50/13	230-240/1/50/13			
MAX OPERATION PRESSURE (BAR)	4.5	8	8			
VACUUM	YES	YES	NO			
DETERGENT TANK (L)	2.5	2.5	5			
WATER TANK CAPACITY (L)	2.5	5	5			
BOILER VOLUME (L)	1.8	3.3	3.3			
HOSE (M)	2.5	4	4			
WEIGHT (KG)	25	35	29			

PROFESSIONAL STEAMERS



MD4500/MD8000

Steam, vacuum and detergent cleaner for multi-purpose cleaning and disinfection

- Powder coated mild steel frame and cabinet
- Continuous fill boiler
- Steam control switch
- Automatic safety shut off
- Compact design
- Simple operator controls
- Wet pick up recovery
- Detergent delivery

Steam, Detergent and Vacuum steam cleaner unit in a special compact design for medical sector. The MD range was developed together with customers in the hospital and nursing home sector to respond to needs for powerful, yet compact steam cleaning units.

See more information on www.nilfisk.com



TECHNICAL SPECIFICATIONS

Description	MD4500	MD8000				
Item no.	45000010	45000012				
VOLTAGE/PHASE/FREQUENCY/CURRENT	230-240/1/50/13	230-240/1/50/13				
MAX OPERATION PRESSURE (BAR)	4.5	8				
VACUUM	YES	YES				
DETERGENT TANK (L)	2.5	2.5				
WATER TANK CAPACITY (L)	5	5				
BOILER VOLUME (L)	1.8	3.3				
HOSE (M)	2.5	4				
WEIGHT (KG)	25	35				

RELIABLE AND EFFECTIVE CLEANING

The Nilfisk range of automatic cleaning machines allows you to clean efficiently up to 11,700 m² per hour. You can trust us on four priorities when we design and develop the machines – excellent cleaning results, ease of use, maximum lifespan and low maintenance and service costs.



REDUCE DOWNTIME WITH NILFISK “TOOL-FREE” SYSTEM

The exclusive Nilfisk “tool-free” system allows the operator to check or change the brushes and decks quickly and easily, thus keeping downtime to a minimum and saving money.

Our machines are designed to be easy to maintain, all the main parts can be accessed quickly and directly.

WE FOCUS ON MAXIMISING YOUR UP-TIME

All Scrubber Dryers have been built for easy maintenance and maximum up-time. This is enhanced by features like:

- easy access to key components like batteries, and vacuum motor
- easy and quick change of squeegee blades, brushes and pads
- no tools needed to change accessories
- easy access to batteries for service; easy to charge

EFFECTIVE CLEANING WITH A VAST RANGE OF DISCS AND BRUSHES

All discs and brushes are designed to carefully clean many types of floors. Nilfisk scrubber dryers can safely and effectively clean all hard floor surfaces. Nilfisk can advise on the machine, accessory and detergent most suitable for use in your premises. Our machines remove all types of dirt: dust, oil, rubber etc. Nilfisk has the perfect solution for you.

A COMPREHENSIVE RANGE OF ACCESSORIES EXTENDS THE USE OF YOUR SCRUBBER DRYER

- batteries or cable: depends of the environment to clean
- charger on board or not: to charge everywhere you want
- monoblocs or cells in a tray batteries: depends of the running time you need
- cylindrical or flat brush system: depends of the floor and if you need to sweep or not
- brushes or pads: a large choice to be closed to the cleaning task

OPTIMAL COMFORT FOR THE OPERATOR WITH THE PATENTED CLEARVIEW™ SYSTEM

An analysis of the Nilfisk machine reveals that the ergonomic design offers the required comfort to the operator, thus reducing stress and work absenteeism. For example, the ClearView™ system, patented by Nilfisk, offers the operator a wide field of vision, allowing him to control all functions without the need to dismount from the machine. Other features are also critical, such as accessible controls, easy to drive steering wheel and adjustable driving seats. Prioritising safety and user friendliness is our primary concern when developing new cleaning solutions.

TABLE OF CONTENTS - SCRUBBER/DRYERS

CA 331	36
CA 340	36
CA 240/330	37
SC350	37
SC400	38
SC450	38
BA/CA 451/531	39

BA/CA 551/611	40
BA 651/751/851	41
SC800	41
BR 652/752	42
BR 755/755C/855	42
BR 850/1050S	43
BR 1100S/1300S	44
Accessories	50

Please see more information about scrubber/dryers on www.nilfisk.com



SOMETIMES IT TAKES MORE THAN WATER. IT TAKES ECOFLEX.

Clean with detergent or green with just water? We say both. Nilfisk-Advance has thought ahead and perfected the art of sustainability and efficiency. Result: Green meets clean in the superior and customisable Ecoflex – the smartest way to go.

ECOFLEX – LET THE WATER DO THE JOB

Ecoflex brings you high cleaning performance using fewer resources. Ecoflex offers you the option to clean with just water – or with minimum detergent. With Ecoflex green meets clean.

SAVE MONEY AND RESOURCES

Cleaning green with the Ecoflex Cleaning System is efficient and eco-friendly. With greater flexibility you'll save time, use fewer machines, and reduce water and detergent consumption. Today's increasing demands for cost efficiency are tough to meet, but now you can do more with less.

PURE FLEXIBILITY

Different facilities require different cleaning. By applying just the right blend of brush pressure, water or detergent, the Ecoflex Cleaning System is your professional and green solution to any cleaning challenge. The Ecoflex Cleaning System effortlessly switches between different cleaning intensities in one, easy pass.





Mobile scan

Ecoflex video

The Nilfisk Ecoflex Cleaning system allows the operator to match the performance to the soil on the floor and the required level of clean. The operator can activate the “burst of power” button for extra cleaning performance, and as easily return to original settings for minimum usage of water, detergent and power.

One touch magic – just touch and go.



Green

Conserves water. The low-flow water, no detergent mode is ideal for routine cleaning.

One touch

Ecoflex is designed for changing operators – easy and simple. One touch of a button increases performance, adding just enough detergent for dirtier floors. Choose between 5 different levels.

One-minute boost

Brush pressure: Temporary 60 second power cleaning boost functionality for extra dirty patches.











See more about Ecoflex on www.nilfisk.com

PRODUCT SELECTOR - SCRUBBER/DRYERS

YOUR COMFORTABLE CHOICE OF HIGH OUTPUT

We have combined reliability, comfortable design and efficient technology in all our high-output scrubber/dryer machines. Find the one that meets your needs in the following product selector.

SUGGESTED APPLICATIONS AND INDUSTRIES


Scrubber/Dryers model	Walk-behind									
	CA 240/ 330	CA 331	CA 340	SC350	SC400	SC450	BA/CA 451/531	BA/CA 551/551C/ 611	BA 651/751/ 751C/851	SC800
										
OFFICES, BANKS ETC.	•	•	•	•	•	•	•			
HOTELS, RESTAURANTS & CATERING	•	•	•	•	•	•				
PUBLIC BUILDINGS (SCHOOLS, HOSPITALS ETC.)	•	•	•	•	•	•	•	•	•	
SMALL SUPERMARKETS / RETAIL	•	•	•	•	•	•	•	•		
LARGE SUPERMARKETS / SHOPPING CENTERS									•	•
AUTOMOTIVE & TRANSPORTATION						•	•	•	•	•
BUILDING & CONSTRUCTION							•	•	•	•
MANUFACTURING, WAREHOUSES					•	•	•	•	•	•
SMALL AREA CLEANING (LIGHT - MEDIUM DUTY)	•	•	•	•	•	•	•	•		
LARGE AREA CLEANING (MEDIUM - HEAVY DUTY)								•	•	•
HARD TO REACH AREAS	•	•	•	•	•					
INDOOR CLEANING	•	•	•	•	•	•	•	•	•	•

KEY FEATURES / BENEFITS

Scrubber/Dryers model	Walk-behind									
	CA 240/ 330	CA 331	CA 340	SC350	SC400	SC450	BA/CA 451/531	BA/CA 551/551C/ 611	BA 651/751/ 751C/851	SC800
ADJUSTABLE HANDLE/DRIVING WHEEL	•	•		•	•				•	•
ONE-TOUCH CONTROL PANEL							•	•	•	•
ADJUSTABLE BRUSH PRESSURE				•			(manual, on bat. version)	(manual, on bat. version)	•	•
CABLE VERSION	•	•	•		•	•	•	•		
BATTERY VERSION				•	•	•	•	•	•	•
OPTION ON-BOARD CHARGER				•		•	•	•	•	•
DISC BRUSH VERSION		•		•	•	•	•	•	•	•
CYLINDRICAL BRUSH VERSION	•		•					•	•	•
ECOFLEX PREPARED							(battery drive variants)	(battery drive variants)	•	•
REMOVABLE SOL TANK	•	•	•	•						
REMOVABLE RECOVERY TANK	•	•	•	•	•	•				
TILTABLE RECOVERY TANK						•	•	•	•	•
REMOVABLE RECOVERY LID				•		•	•	•	•	•
CLICK ON-OFF BRUSH					•		•	•	•	•
INTERCHANGEABLE BRUSH DECK							•	•	•	•
WATER LEVEL INDICATOR				•		•	•	•	•	•
AUTOMATIC BRUSH SHUT OFF				•		•	(battery drive variants)	(battery drive variants)	•	•
BACK-UP WARNING ALARM										
DEBRIS TRAY									•	•
STANDARD PU SQUEEGEE BLADES				•	•					
PU FRONT/REAR WHEELS		•	•							

PRODUCT SELECTOR - SCRUBBER/DRYERS

SUGGESTED APPLICATIONS AND INDUSTRIES

Scrubber/Dryers model	Ride-on			
	BR 652/752/752C	BR 755/755C/855	BR 850S/850SC/ 1050S/1050SC	BR 1100S/1100SC/ 1300S/1300SC
				
HOTELS, RESTAURANTS & CATERING	•			
PUBLIC BUILDINGS (SCHOOLS, HOSPITALS ETC.)	•	•	•	•
SMALL SUPERMARKETS / RETAIL	•	•		
LARGE SUPERMARKETS / SHOPPING CENTERS	•	•	•	•
AUTOMOTIVE & TRANSPORTATION		•	•	•
BUILDING & CONSTRUCTION		•	•	•
MANUFACTURING, WAREHOUSES		•	•	•
SMALL AREA CLEANING (LIGHT - MEDIUM DUTY)	•			
LARGE AREA CLEANING (MEDIUM - HEAVY DUTY)	•	•	•	•
INDOOR CLEANING	•	•	•	•

KEY FEATURES / BENEFITS

Scrubber/Dryers model	Ride-on			
	BR 652/752/752C	BR 755/755C/855	BR 850S/850SC/ 1050S/1050SC	BR 1100S/1100SC/ 1300S/1300SC
ADJUSTABLE HANDLE/DRIVING WHEEL	•	•	•	•
ONE-TOUCH CONTROL PANEL	•	•	•	•
ADJUSTABLE BRUSH PRESSURE	•	•	•	•
CABLE VERSION				
BATTERY VERSION	•	•	•	•
ON BOARD CHARGER (OPTION)	• (OBC variants)	•	•	•
DISC BRUSH VERSION	•	•	•	•
CYLINDRICAL BRUSH VERSION	•	•	•	•
ECOFLEX PREPARED	•	•	• (only ecoflex variants)	•
REMOVABLE SOL TANK				
REMOVABLE RECOVERY TANK		•	•	
TILTABLE RECOVERY TANK	•			•
REMOVABLE RECOVERY LID	•			
WATER LEVEL INDICATOR	•	•	•	•
AUTOMATIC BRUSH SHUT OFF	•	•	•	•
BACK-UP WARNING ALARM	•	•	•	•
DEBRIS TRAY	•	•	•	
SLIDING DECK SYSTEM (NO SIDE SKIRT)	• (disc versions)			
STANDARD PU SQUEEGEE BLADES	•			
PU FRONT/REAR WHEELS	•	•	•	•

SCRUBBER/DRYERS



CA 240/330

A compact multi-purpose mini scrubber/dryer ideal for light daily cleaning

- Only compact machines to combine cleaning performance with all surface versatility, including carpets and escalator
- Exceptional brush pressure, thanks to twin scrubbing brushes, specially dedicated to kitchens and surgery rooms
- All tanks are accessible and removable for easy emptying, solution change and cleaning
- Very low noise level due specific recovery system for dirty water

Nilfisk CA 240/330 are quick and effective, these cleverly designed multifunction scrubber/dryers make it possible to scrub and dry all surfaces including profile floor and non-slip safety floor, which are very difficult to clean with traditional machines.



Mobile scan

Demo video

CA 331

The practical answer for smaller area cleaning

- Easy to transport: the machine weight is only 22 kg; the handle can be folded on the machine
- Scrubbing and drying performance: the machine is equipped with two brushes/ pads giving 15 kg of down pressure, to ensure real scrubbing efficiency
- The unit can be operated going forwards or backwards, with terrific drying capability in either direction
- Superb performance in areas where scrubber/dryers normally can't access even under furnitures

Wouldn't it be nice to be able to utilise the cleaning efficiency and productivity of a scrubber/dryer in smaller spaces? Well now you can, thanks to the CA331.



TECHNICAL SPECIFICATIONS

Description	CA 240	CA 330	CA 331				
Item no.	12413100	12413200	9087230020				
MAX SPEED (KM/H)	4	4	4				
VOLTAGE (V)	230-240	230-240	230				
RATED POWER (W)	550	750	580				
SOUND PRESSURE LEVEL AT 1.5 M (DB(A)ISO 3744)	68	68	72				
PRODUCTIVITY RATE THEORETICAL/ ACTUAL (M²/H)	960/480	1360/680	1320/660				
SCRUBBING WIDTH (MM)	240	340	330				
SOLUTION/RECOVERY TANK (L)	1.2/1.2	1.7/1.7	7/8				
BRUSH/PAD DIAMETER (MM)	-	-	2/165				
BRUSH PRESSURE (KG)	20	23.5	15				
BRUSH SPEED (RPM)	650	650	200				
LENGTH X WIDTH X HEIGHT (CM)	38x34x21	38x44x21	66x39x37				
OPERATING WEIGHT (KG)	20	23.5	29				

CA 340

Nilfisk CA 340 faster and more efficient than mopping

- Twice as fast as mopping, removes the dirt instead of evening it out
- Unique design permits cleaning under furniture and right to the edge of the floor
- Scrubbing and vacuuming in forward and reverse
- Easily transported

Nilfisk CA 340 is the smart alternative to mopping. An automatic scrubber/dryer leaving your floors spotless. There is no slippery residue and no aching back. The series is perfect for maintenance of hard floor in small areas, e.g. stone, tile, cement, marble, rubber, vinyl, etc.



Demo video

SC350

Compact scrubber/dryer to clean forward and backwards everywhere

- Rotating deck system (with integrated squeegee): first compact unit to clean and dry going either forward or backwards.
- Cleans even hard to reach areas that are inaccessible to typical scrubber/dryers
- Low noise level enables daytime cleaning, even in noise sensitive locations
- Optima batteries: high productivity, constant performance, less weight, less lead, fast recharge capability
- Standard on board charger
- 27 kg of down pressure for excellent scrubbing effectiveness

The Nilfisk SC350 represents revolutionary new thinking in small walk-behind scrubber/dryers. The battery operated machine has a rotating deck system, which integrates the squeegee into the deck itself.



TECHNICAL SPECIFICATIONS

Description	CA 340	SC350					
Item no.	L08919052	9087300020 9087301020					
MAX SPEED (KM/H)	4	4					
VOLTAGE (V)	230	12					
RATED POWER (W)	1140	450					
SOUND PRESSURE LEVEL AT 1.5 M (DB(A)ISO 3744)	68	64					
PRODUCTIVITY RATE THEORETICAL/ ACTUAL (M ² /H)	1360/680	1480/890					
SCRUBBING WIDTH (MM)	340	370					
SOLUTION/RECOVERY TANK (L)	11/12	11/11					
BRUSH/PAD DIAMETER (MM)	1 cyl	370					
BRUSH PRESSURE (KG)	21	27					
BRUSH SPEED (RPM)	1000	140					
LENGTH X WIDTH X HEIGHT (CM)	62x40x48	73x43.5x47					
OPERATING WEIGHT (KG)	49	73					

SCRUBBER/DRYERS



SC400

More functionality for less

- 43 cm scrub deck and 21 litre tank give you the productivity of a large machine, without sacrificing manoeuvrability and ease of use
- Practical adjustable handle with LED display shows your battery and water levels. And with all working functions integrated
- Electronic water flow control, safety switch and an easy to use lever system
- Redesigned squeegee with foot pedal lifting system for your comfort
- The external deck regulation allows you to increase/decrease the traction when required thereby improving the manoeuvrability

Nilfisk SC400 provides you with the cleaning capacity and flexibility of a large scrubber/dryer but built into a small handy machine, easy to operate and efficient to use. You will find it ideally suited for daily indoor scrubbing and drying in light to medium tasks in schools, institutions, hotels, smaller supermarkets and other retail outlets.

SC450

Simple, basic scrubber/dryer that makes cleaning an easy operation

- The low noise level enables daytime cleaning for increased comfort and efficiency
- Polyethylene corrosion proof rotomolded tank ensures durability
- Automatic squeegee release when hitting obstacles provides reliable use and extended lifetime of equipment
- Ease of use is supported by automatic vacuum motor shut off when tank is full preventing overflow, just like brushes and water turn off automatically in neutral
- Large recovery tank and removable lid for easy cleaning. Fast and hygienic
- Most electrical components are placed in dedicated waterproof box for reliability and safety

SC450 combines performance, reliability, productivity and ease of use in a well designed and cost efficient all round scrubber/dryer. The SC450 performs equally well on the floors of schools, hospitals, shops, warehouses and offices as on the bottom line. It is designed with easy maintenance, low consumption of water, detergents and energy in mind.



TECHNICAL SPECIFICATIONS

Description	SC400 E	SC400 B	SC450 E	SC450 B		
Item no.	9087313020	9087311020 9087318020	9087332020	9087330020		
MAX SPEED (KM/H)	4	4	4	4		
VOLTAGE (V)	230	24	230	24		
RATED POWER (W)	1650	750	1650	810		
SOUND PRESSURE LEVEL AT 1.5 M (DB(A)ISO 3744)	70	65	70	68		
PRODUCTIVITY RATE THEORETICAL/ ACTUAL (M ² /H)	1720/860	1720/1035	2120/1060	2120/1272		
SCRUBBING WIDTH (MM)	430	430	530	530		
SOLUTION/RECOVERY TANK (L)	23/21	23/21	40/45	40/45		
BRUSH/PAD DIAMETER (MM)	430	430	530	530		
BRUSH PRESSURE (KG)	28	23	34	34		
BRUSH SPEED (RPM)	150	155	150	154		
LENGTH X WIDTH X HEIGHT (CM)	123x57x72.5-111.5	123x57x72.5-111.5	117,4x76x98	117,4x76x98		
OPERATING WEIGHT (KG)	123	136	135	190		



BA/CA 451/531

Silent, compact and easy to manoeuvre

- Ecoflex system: complete consumption control without any compromise with cleaning performance
- Ecoflex chemical kit, for automatic and accurate detergent mixing. Offered as an optional kit
- Low noise level allowing daytime cleaning anywhere, even in noise sensitive areas
- Recovery tank can be tilted allowing easy access to the internal components and battery maintenance
- Adjustable brush pressure, 45 to 53 cm interchangeable decks allow customization to the cleaning task

This walk-behind series offers the best combination of comfort, productivity and performance.



The BA/CA 451/531 walk-behind versions are ideal machines for cleaning narrow corridors with obstacles, for small workshops or small clogged up spaces. Battery or electric versions, with 450 or 530 mm brushes. The asymmetric brush allows you to clean right up to the edge of the skirting-boards. The recovery tank is designed to be completely accessible and therefore easy to clean.



TECHNICAL SPECIFICATIONS

Description	CA 451	BA 451	BA 451 D	CA 531	BA 531	BA 531 D	
Item no.	908 7144 020	908 7140 020	908 7141 020 908 7151 020	908 7145 020	908 7142 020	908 7143 020 908 7154 020	
MAX SPEED (KM/H)	4	4	4,5	4	4	4,5	
VOLTAGE (V)	230	24	24	230	24	24	
RATED POWER (W)	1650	810	1010	1650	810	1010	
SOUND PRESSURE LEVEL AT 1.5 M (DB(A)ISO 3744)	67.3	65.8	65.8	67.3	65.8	65.8	
PRODUCTIVITY RATE THEORETICAL/ ACTUAL (M ² /H)	1800/900	1800/1080	2025/1215	2120/1060	2120/1275	2385/1435	
SCRUBBING WIDTH (MM)	450	450	450	530	530	530	
SOLUTION/RECOVERY TANK (L)	40/40	40/40	40/40	40/40	40/40	40/40	
BRUSH/PAD DIAMETER (MM)	1/460	1/460	1/460	1/530	1/530	1/530	
BRUSH PRESSURE (KG)	29	19	19/26	30	21	21/28	
BRUSH SPEED (RPM)	150	135	135	150	135	135	
LENGTH X WIDTH X HEIGHT (CM)	115x51x105	119x51x105	119x51x105	118x54x105	122x54x105	122x54x105	
OPERATING WEIGHT (KG)	176	220	237	177	221	238	

SCRUBBER/DRYERS



BA/CA 551/611

Smarter design for lower cleaning costs

- Ecoflex system: complete consumption control without any compromise with cleaning performance
- Ecoflex chemical kit, for automatic and accurate detergent mixing. Offered as an optional kit
- Exceptionally low noise level permits cleaning anywhere at any time, even in noise sensitive areas
- Interchangeable brush decks allow choice of 3 different sizes; 53 & 61 cm disc or 51 cm cylindrical

The range of walk-behind scrubber/dryers offers more of everything that is important for floor cleaning efficiency: more productivity, more running time, more ergonomic features, more reliability, more options and more cost-effectiveness.



The recovery tank can be tilted for easy cleaning and better access to batteries and detergent solution



TECHNICAL SPECIFICATIONS

Description	CA 551	BA 551	BA 551 D	BA 551 CD	BA 611 D		
Item no.	908 7150 020	908 7146 020	908 7147 020 908 7157 020	908 7148 020 908 7158 020	908 7149 020 908 7159 020		
MAX SPEED (KM/H)	4	4	5.6	5.6	5.6		
VOLTAGE (V)	230	24	24	24	24		
RATED POWER (W)	1650	810	1010	1330	1230		
SOUND PRESSURE LEVEL AT 1.5 M (DB(A)ISO 3744)	67.3	65.8	65.8	65.8	65.8		
PRODUCTIVITY RATE THEORETICAL/ ACTUAL (M²/H)	2120/1060	2120/1275	2970/1785	2860/1720	2860/1720		
SCRUBBING WIDTH (MM)	530	530	530	510	610		
SOLUTION/RECOVERY TANK (L)	55/55	55/55	55/55	55/55	55/55		
BRUSH/PAD DIAMETER (MM)	1/530	1/530	1/530	2xCYL	2/305		
BRUSH PRESSURE (KG)	30	21	21/28	26	21/28		
BRUSH SPEED (RPM)	150	135	135	570	230		
LENGTH X WIDTH X HEIGHT (CM)	130x54x109	132x54x109	132x54x109	125x57x109	131x65x109		
OPERATING WEIGHT (KG)	186	237	254	257	255		



BA 651/751/851

High ergonomy, top productivity. great performance

- Ecoflex system: complete consumption control without any compromise with cleaning performance
- Ecoflex chemical kit, for automatic and accurate detergent mixing. Offered as an optional kit
- Extremely low noise level (down to 58 dB(A)) makes daytime cleaning viable
- Combination of 86 cm scrubbing width, 5.6 km/h speed, and large capacity tanks provide high productivity
- Sturdy construction, state of the art design and better materials offer more reliability and longer working life

More versatility, up to 30 percent greater productivity, better-than-ever reliability, extremely silent operation, and the most advanced ergonomics available.



SC800

Large walk behind scrubber dryer for industrial applications

- Powerful brush and vac motors, high down pressure (up to 77 kg), outstanding cleaning and drying performance: the best answer for heavy duty "industrial" task
- Green oriented: complete consumption control: Ecoflex system, low noise level (only 61dB(A))
- Large 95 litre solution and recovery tanks give extra capacity for longer working time
- The scrub deck is protected with removable covers that prevent damage to walls and doors, while providing easy access for maintenance
- Right industrial shape in compact dimensions. No compromise on the ergonomic level and maneuverability

The SC800 is designed for maximum performance, easy handling, low maintenance, superb cleaning results and yet it is an eco-friendly solution.



TECHNICAL SPECIFICATIONS

Description	BA 651	BA 751	BA 751 C	BA 851	SC800 71	SC800 86	SC800 71C
Item no.	9087240020 9087241020	9087243020 9087244020	9087246020	9087247020 9087248020	56112034	56112035	56112036
MAX SPEED (KM/H)	5.6	5.6	5.6	5.6	5.8	5.8	5.8
VOLTAGE (V)	24	24	24	24	24	24	24
RATED POWER (W)	1420	1420	1820	1420	1890	1890	1910
SOUND PRESSURE LEVEL AT 1.5 M (DB(A))ISO 3744)	58	58	58	58	61	61	61
PRODUCTIVITY RATE THEORETICAL/ ACTUAL (M ² /H)	3700/2200	3980/2390	3980/2390	4820/2895	4120/2470	4990/2990	4120/2470
SCRUBBING WIDTH (MM)	660	710	710	860	710	860	710
SOLUTION/RECOVERY TANK (L)	85/85	85/85	85/85	85/85	95/95	95/95	95/95
BRUSH/PAD DIAMETER (MM)	2x330	2x355/355	2 Cyl.	2x430	2x355	2x430	2 Cyl.
BRUSH PRESSURE (KG)	32/52	32/52	35	32/52	36/77	36/77	36
BRUSH SPEED (RPM)	220	220	613	220	270	270	840
LENGTH X WIDTH X HEIGHT (CM)	150x60x105	150x60x105	147x60x105	157x60x105	148x78x113	152x88x113	148x78x113
OPERATING WEIGHT (KG)	470	470	470	470	487	488	492

SCRUBBER/DRYERS



ecoflex™



Demo video

BR 652/752/752C

Revolutionary new deck system, superb performance

- Sliding deck concept; maximum comfort and performance, minimum efforts and maintenance
- Squeegee concept; a stable and reliable squeegee for the best pick up performance
- Ecoflex™ system minimises the environmental impact without compromising performance
- New ergonomic steering wheel concept with all working functions fully integrated
- Patented automatic speed control that significantly increases operator safety
- Super compact design makes cleaning of restricted space areas fast and easy
- Low noise mode makes daytime cleaning and cleaning of noise sensitive areas viable

The BR 652/752 series of compact ride-on scrubber/dryers from Nilfisk-Advance represents more than just the latest models.

BR 755/755C/855

Better ergonomics, better reliability, better cleaning

- Ecoflex™ prepared: green, flexible, nice and easy
- User friendly, waterproof One-Touch™ control panel and easy to operate
- High manoeuvrability allows cleaning in congested areas
- Adjustable scrubbing pressure ensure a wide range of cleaning application from daily scrubbing to restoration
- Integrated vacuum motor with low noise level for daytime cleaning applications
- Operator's easy access from left and right side
- Large battery compartment enables a 400Ah battery tray for 4.5 hours of average running time

The BR 755/755C/855 is the generation of scrubber/dryers, with focus on performance, ergonomics and reliability.



ecoflex™



TECHNICAL SPECIFICATIONS

Description	BR 652	BR 752	BR 752C	BR755	BR855	BR755C	
Item no.	9087260020 9087261020	9087262020 9087263020	9087264020 9087265020	56601014	56601015	56601016	
MAX SPEED (KM/H)	6	6	6	6.3	6.3	6.3	
VOLTAGE (V)	24	24	24	24	24	24	
RATED POWER (W)	1500	1500	1900	2040	2160	1920	
SOUND PRESSURE LEVEL AT 1.5 M (DB(A)ISO 3744)	65	65	65	63.7	63.7	63.7	
PRODUCTIVITY RATE THEORETICAL/ ACTUAL (M²/H)	3960/2770	4260/2980	4260/2980	4470/3130	5360/3750	4470/3130	
SCRUBBING WIDTH (MM)	660	710	710	710	860	710	
SOLUTION/RECOVERY TANK (L)	80/80	80/80	80/80	106/106	106/106	106/106	
BRUSH/PAD DIAMETER (MM)	2x330	2x355	2 Cyl.	2x355	2x430	2 Cyl.	
BRUSH PRESSURE (KG)	30/48	32/50	35	40/65/96	40/65/96	27/36/45	
BRUSH SPEED (RPM)	230	230	720	250	250	900	
LENGTH X WIDTH X HEIGHT (CM)	136x67x120	136x75x120	136x81x120	152x77x131	152x92x131	152x80x131	
OPERATING WEIGHT (KG)	446	448	451	658	660	662	



ecoflex™




Mobile scan

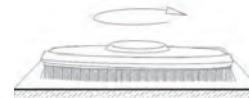
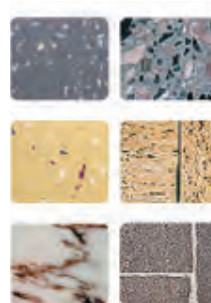
Demo video

Nilfisk-Advance offers cleaning solutions that are suitable to the floor type and dirt to be cleaned.

Version C: Cylindrical brush for uneven and nonslipping floors, or to scrub and sweep in one pass.
Version D: Flat brush or pad for intensive washing of floors without too much solid residue.



Version C.



Version D.



TECHNICAL SPECIFICATIONS

Description	BR850S Ecoflex	BR850SC Ecoflex	BR1050S Ecoflex	BR1050SC Ecoflex			
Item no.	56381009	56381011	56381012	56381013			
MAX SPEED (KM/H)	6.7	6.7	6.7	6.7			
VOLTAGE (V)	36	36	36	36			
RATED POWER (W)	2820	2810	3040	2810			
PRODUCTIVITY RATE THEORETICAL/ ACTUAL (M ² /H)	5430/3800	5430/3800	6500/4550	6500/4550			
SOUND PRESSURE LEVEL AT 1.5 M (DB(A)ISO 3744)	68	68	68	68			
SCRUBBING WIDTH (MM)	810	810	970	970			
SOLUTION/RECOVERY TANK (L)	157/157	157/157	157/157	157/157			
BRUSH/PAD DIAMETER (MM)	2x405	2 Cyl.	3x330	2 Cyl.			
BRUSH PRESSURE (KG)	32/69/113	24/42/70	32/69/113	24/42/70			
BRUSH SPEED (RPM)	250	900	250	900			
LENGTH X WIDTH X HEIGHT (CM)	155x88x135	155x91x135	155x104x135	155x106x135			
OPERATING WEIGHT (KG)	705	709	720	724			

SCRUBBER/DRYERS



BR 1100S/1300S

Top productivity and outstanding performance

- Ecoflex™ prepared: green, flexible, nice and easy
- High productivity: 1 to 1,3 m scrubbing path, 265 liters capacity and 9 km/h working speed
- Tilt steering wheel and "OneTouch™" control panel offers good ergonomics and ease of use
- Traction control to adjust traction to working condition, dual disc brakes and perfect vacuuming
- Heavy duty cylindrical and disc decks, wide variety of scrub brushes, dual side brooms, to sweep, scrub and dry all floors.

The Nilfisk BR 1100S/1300S scrubber/dryer has the most scrub options of any machine in the class. To meet your cleaning needs, disc or cylindrical interchangeable scrub decks are available in 1000 or 1300 mm. With the cylindrical model, side brooms eliminate manual sweeping along racks and walls.



- Recommended for cleaning of industrial floors and perfectly suited for all large scale cleaning applications
- Wide accessories selection



TECHNICAL SPECIFICATIONS

Description	BR 1100S	BR 1100 SC	BR 1300 S	BR 1300 SC			
Item no.	56413006	56413007	56413010	56413011			
MAX SPEED (KM/H)	9	9	9	9			
VOLTAGE (V)	36	36	36	36			
RATED POWER (W)	4100	4400	5220	4400			
SOUND PRESSURE LEVEL AT 1.5 M (DB(A)ISO 3744)	72	72	72	72			
PRODUCTIVITY RATE THEORETICAL/ ACTUAL (M²/H)	9000/6300	9000/6300	11700/8190	11700/8190			
SCRUBBING WIDTH (MM)	1000	1000	1300	1300			
SOLUTION/RECOVERY TANK (L)	265/265	265/265	265/265	265/265			
BRUSH/PAD DIAMETER (MM)	2x505	2 cyl.	3x432	2 cyl.			
BRUSH PRESSURE (KG)	43/90/145	38/54/90	43/90/145	38/54/90			
BRUSH SPEED (RPM)	240	630	225	630			
LENGTH X WIDTH X HEIGHT (CM)	187x113x148	187x116x148	187x131x148	187x137x148			
OPERATING WEIGHT (KG)	1380	1430	1430	1470			

ONE MACHINE – MULTIPLE TASKS

When the cleaning challenge is tough and diverse, you need a reliable and powerful quality solution. Nilfisk offers you a wide range of innovative and functional combination machines featuring dust-free sweeping, simple operation and easy service and maintenance.



FITS YOUR APPLICATION PERFECTLY

Our machines eliminate dust, sweep for debris, spray the cleaning solution, scrub or sweep or do both in a single pass. For indoor use, they can be battery-powered or LPG-driven. And for demanding outdoor tasks, they can be diesel-driven.

MORE MOBILITY FOR BETTER CLEANING PERFORMANCE

Large area cleaning in food processing plants, manufacturing facilities, warehouses, airports, exhibition centres and car parks are obvious places for using a Nilfisk-Advance combination machine.

ENVIRONMENTALLY SUSTAINABLE WITH REDUCED TOTAL COST OF OWNERSHIP FOR YOUR BENEFIT

Nilfisk has introduced the first HYBRID combination machine reducing your total cost of ownership, including operation, labour and maintenance, while effectively increasing fuel economy and runtime efficiency. With Hybrid technology and Ecoflex™ we ensure you an environmentally sustainable solution.

TABLE OF CONTENTS - COMBINATION MACHINES




CS7000	47
CR 1500	48
ER 1300/1600	48
Accessories	51

PRODUCT SELECTOR - COMBINATION MACHINES

WE COMBINE NEEDS WITH SOLUTIONS

Combination machines are designed for simple operation and tough cleaning jobs in processing plants, manufacturing facilities, warehouses, airports, car parks, shopping centres etc. Design and functionality offer a range of product variations to fit your needs and your budget. We have combined reliability with compact and flexible solutions in all our combination machines. Find the one that meets your needs in the following product selector.

SUGGESTED APPLICATIONS AND INDUSTRIES

Combination model			
	CS7000	CR 1500	ER 1300/1600
			
WAREHOUSES AND DISTRIBUTION CENTRES	•	•	•
MANUFACTURING	•	•	•
PARKING GARAGES	•	•	•
FOOD AND BEVERAGE WAREHOUSE AND DISTRIBUTION CENTRES	•	•	•
TRANSPORTATION FACILITIES	•	•	•
AMUSEMENT PARKS AND STADIUM	•	•	•
BUS TERMINALS	•	•	•
AIRCRAFT HANGERS	•	•	•

KEY FEATURES / BENEFITS

Combination model			
	CS7000	CR 1500	ER 1300/1600
AUTOMATIC BRUSH SHUT OFF	•	•	•
AUTOMATIC SOLUTION SHUT OFF	•	•	•
ADJUSTABLE STEERING AND SEAT	•	•	•
PANEL FILTER WITH SHAKER	•	•	
DIRECT THROW SWEEPING	•	•	
TIP OUT RECOVERY TANK	•	•	•
TIP OUT HYDRAULIC RADIATOR			•
HEAD LIGHTS	•		•
DISC DECK	•	•	
CYLINDRICAL DECK			•
POWER STEERING	•	•	•
AUTOMATIC SQUEEGEE LIFT IN REVERSE	•	•	•
LEFT SIDE BROOM	•		•
RIGHT SCRUB UNIT			•
VARIABLE HIGH DUMP SYSTEM	•	•	
MISTING SYSTEM	•		•
DEBRIS TRAY	•		•
HYBRID ENGINE	•		
ECOFLEX PREPARED	•		•

COMBINATION MACHINES



Mobile scan

Demo video



ePower™ Battery for extended runtime



HYBRID™ technology reduces 30% fuel efficiency

CS7000

First Hybrid and ePower driven combi machines

- **UNIQUE:** First Hybrid combination machine. 30% reduction in fuel consumption and emission levels. High running time on battery variant.
 - **INNOVATIVE:** Retractable offset deck and breakaway squeegee. New generation filtration system, variable filter shaking mechanism. DustGuard™
 - **EASY TO USE AND TO SERVICE:** One Touch™, Max Access™, No Tools™. More efficient service, extreme commonality among platforms.
 - **GREEN:** Hybrid technology and Ecoflex™
 - **NEW AND UNIQUE OPTIONS OFFERING:** Heated water, High pressure washer
- The Nilfisk CS7000 reinvents an entire class of equipment by reducing total cost of ownership, including operation, labour and maintenance, while effectively doubling fuel economy and runtime efficiency. Now the most economical solution is also the most ecological.

Available in three models, LPG-Hybrid, Diesel-Hybrid and ePower Battery. CS7000 delivers unparalleled performance, while replacing power-hungry, high-maintenance hydraulic system with efficient, state-of-the-art Electric Drive Technology. Whichever model you choose, the CS7000 delivers the lowest cost of ownership and the most suitable cleaning solution in its class.

Dedicated sweeping and scrubbing functions with one-pass cleaning keep debris dry without introducing scrub solution into the debris hopper. This provides operators and equipment owners with increased productivity and reduced maintenance.



TECHNICAL SPECIFICATIONS

Description	CS7000 LPG HYBRID	CS7000 D HYBRID	CS7000 B				
Item no.	56509003	56509004	56509005				
MOTOR POWER SOURCE	LPG	DIESEL	BATTERY				
MAX SPEED (KM/H)	8.9	8.9	8.9				
PRODUCTIVITY RATE THEORETICAL/ ACTUAL (M²/H)	11080/7760	11080/7760	11080/7760				
SWEEPING WIDTH (MM)	1540	1540	1540				
SCRUBBING WIDTH (MM)	1245	1245	1245				
MIN. TURN-AROUND AISLE WIDTH (CM)	259/264	259/264	259/264				
SOLUTION/RECOVERY TANK (L)	284/284	284/284	284/284				
HOPPER VOLUME (L)	198	198	198				
MAIN FILTER AREA (M²)	9.7	9.7	9.7				
LENGTH X WIDTH X HEIGHT (CM)	246x122x150	246x122x150	246x122x150				
OPERATING WEIGHT (KG)	1977	1927	2455				

COMBINATION MACHINES



CR 1500

Power cleaning in demanding applications

- Wide scrubbing area (137 cm), a sweeping width of 152 cm, 11 km/h working speed, plus 380 litres capacity solution and recovery tanks provide high productivity
- Huge hopper with 454 litre capacity provides increased operational time, and a dump height of 152 cm for emptying into any container
- Oil and grease is removed in one pass thanks to 272 kg scrubbing pressure
- Power steering for improved ergonomics
- Adjustable scrubbing pressure provides first class cleaning regardless of dirt level or floor condition

When the demand is for a machine capable of really heavy-duty industrial cleaning application, the Nilfisk CR 1500 supplies the answer.



ecoflex™

ER 1300/1600

Ride-on combination machine for scrubbing and wet sweeping

- OneTouch™ control panel, Front Steering system & ClearView™ sight lines
- 380 ltr solution & recovery tanks, 42 ltr vacuumised hopper
- Tip out recovery tank opening with debris tray (std)
- MaxAccess™: Full access to the machine for service
- DustGuard™ and Ecoflex™ for maximum machine efficiency and productivity
- NoTool™ squeegee blades, side blades and brushes replacement and adjustment

The ER 1300/1600 ride-on combination machines are the definition of innovative and optimised design. This manoeuvrable front steer is the widest cylindrical scrub deck in its class. This deck's dual counter-rotating cylindrical brushes are capable of sweeping and scrubbing in one single pass.



TECHNICAL SPECIFICATIONS

Description	CR1500 LPG	CR1500 D	ER 1300 LPG	ER 1300 D	ER 1600 LPG	ER 1600 D	
Item no.	56514852	56514854	56111025	56111027	56111028	56111030	
MOTOR POWER SOURCE	LPG	DIESEL	LPG	DIESEL	LPG	DIESEL	
MAX SPEED (KM/H)	11	11	13	13	13	13	
PRODUCTIVITY RATE THEORETICAL/ ACTUAL (M²/H)	15070/10550	15070/10550	15860/11100	15860/11100	19760/13830	19760/13830	
SWEEPING WIDTH (MM)	1520	1520	1570	1570	1520	1520	
SCRUBBING WIDTH (MM)	1370	1370	1220	1220	1520	1520	
MIN. TURN-AROUND AISLE WIDTH (CM)	305	305	302	302	330	330	
SOLUTION/RECOVERY TANK (L)	380/380	380/380	380/380	380/380	380/380	380/380	
HOPPER VOLUME (L)	454	454	42	42	42	42	
MAIN FILTER AREA (M²)	9.9	9.9	-	-	-	-	
LENGTH X WIDTH X HEIGHT (CM)	272x150x156	272x150x156	254x142x147	254x142x147	254x167x147	254x167x147	
OPERATING WEIGHT (KG)	2353	2353	1730	1730	1834	1834	



OVERVIEW OF ACCESSORIES: SCRUBBER/DRYERS




CYLINDRICAL BRUSH

For uneven floors, such as ceramics anti-slip floors (various models are available)



BRUSH

Used on uneven floors when debris collection is not needed (various models are available)



PAD HOLDER

Used for pads



PADS

Various pads are available
Black & brown: Heavy-duty
Green & blue: Medium-duty
Red: Light-duty



SPLASH GUARD KIT

Prevents the water from splashing on to the brush deck. Enables the squeegee to recollect all water



BEACON KIT

Used on a ride-on scrubber/dryer particularly in industry to warn about the presence of the machine



KIT, VACUUM MOTOR

Allows squeegee better suction. Particularly useful when 100% recollection of water is needed



KIT, GRAMMER SEAT

Better comfort to the operator



ONBOARD FILLING HOSE

Makes it easy to refill the machine anywhere



BLADES

Various squeegee blade materials are available depending on the application and on the duty; gum, red gum and polyurethane



WAND KIT


Allows the operator to clean difficult to reach areas



ECOFLEX CHEMICAL KIT

Ecoflex allows full control of the detergent to be used, less risk of damaging the floors due to overdosage, flexibility in the detergent selection (available for traction scrubber dryes and combi machines)

OVERVIEW OF ACCESSORIES: COMBINATION MACHINES



PANEL FILTER

The panel filter function is to control the dust in the hopper, it is water resistant as standard



SIDE BROOM

The side broom function is to sweep the dirt and debris away from the kerbs, walls, pallets etc. into the path of the main broom



MAIN BROOM

The main broom has an effective cleaning action to pick-up debris (industry)



SCRUB BRUSH

We provide brushes and pad holders that will give you the best possible cleaning performance



HEATED WATER AND HIGH PRESSURE WASHER OPTIONS

(CS7000 only) - Improve cleaning efficiency and flexibility



OVERHEAD GUARD

Protects the operator, recommended especially in industrial application



CLEANING OUT KIT

Allows a better cleaning/access to the recovery tank




TOWER BUMPER KIT

Protects the corners of the machine



CHARGER

Can charge both wet and maintenance free batteries



CHARGER PLUGS



HIGH FREQUENCY CHARGER

Can charge both wet and maintenance free batteries



ON BOARD CHARGER

The charger comes in different sizes depending on the size of battery for which it is intended

EMPOWER YOUR NILFISK

In order to ensure that your machine provides the best possible service, we recommend that you always use our range of batteries in your equipment. The technology of our machines is supplemented by batteries selected for their quality and durability, reliable operation and minimum maintenance. The capacity of the batteries in our program is measured in A/h (Amperes per hour) and is listed according to the European std. in A/5h.



ACID BATTERIES / WET BATTERIES

The WET batteries are lead sulphate batteries, and they are made in a flat plate or tubular metal construction which are soaked in a sulphuric acid solution which produces a chemical reaction between the plates / tubes thus allowing the desired voltage and capacity to be reached. The lifetime of WET / acid batteries is measured in cycles. One cycle is equal to a full discharge / charge sequence, the lifetime of WET / acid batteries varies between 800 – 1500 cycles.

Semi Traction batteries are also available – these are WET / acid batteries manufactured with a different technology and with less cycles – typically 3-500 cycles.

WET / acid batteries release gas during the re-charging phase, which is why they regularly need to be refilled with distilled water. Charging of WET / acid batteries also needs to take place in dedicated ventilated room.

GEL BATTERIES / MAINTENANCE FREE BATTERIES

The maintenance free batteries are sealed valve regulated batteries with the same dimensions as std. WET batteries, but maintenance free batteries have less capacity per unit. Maintenance free batteries can only be discharged down to 70% compared to a std. WET battery, which can be discharged to 80%. This means that it is vital to be clear on the need when choosing maintenance free batteries.

The maintenance free batteries have some advantages compared to a std. WET battery such as:

- No water refill
- Lower power consumption during charging
- No acid spill on the machine or in the charging room
- No gassing during charging – no special room needed

Maintenance free batteries are approximately 35-50 % more expensive than standard WET batteries.


THE LIFESPAN OF A BATTERY

The lifespan of a battery is measured by charge and discharge sequences – one charge and discharge is one cycle. It is important to stress that the life span of all batteries are shortened if the battery is not allowed to fully recharge after use – i.e. if the battery is put to use before it is fully charged it will be damaged. The no. of cycles is an important quality indicator on all traction batteries – the more cycles – the longer the life span. The average level of cycles for a conventional battery in the market is 6-800 while all Nilfisk machines can be equipped with batteries that considerably exceed the average of useful cycles.

NILFISK ECO BRILLIANCE PADS

CLEAN, SHINY FLOORS

Nilfisk Eco Brilliance pads save time, are friendly to the environment and give a better result. The pad was developed for soft stone or concrete floors, but it also gives an excellent result on other floor types, such as plastic and linoleum, plus polished surfaces. It is best suited to shops, foyers and other heavily-used surfaces which require not just cleanliness, but also a shiny, attractive surface.



THE ENVIRONMENT AND RESULT

This cleaning system requires no detergent for all daily cleaning tasks. The combination of pads and clean water give the perfect cleaning result and minimise residue. In heavily soiled areas or production zones, detergent can be added if required. Almost all

Nilfisk combination machines can be fitted with the Ecoflex dosing system for non-chemical cleaning, allowing addition of detergent as required.









- Renovates old and worn floors and restores shine.
- Daily cleaning without detergents.
- Buffs floors to the shine you want

ECO BRILLIANCE PADS RANGE

<p>STEP 1 - RED</p> <p>Use this pad to remove old and worn surfaces, leaving a matt finish.</p>		<p>STEP 3 - YELLOW</p> <p>A pad for daily cleaning which removes dirt and scratches, leaving a satin surface which is easy to keep clean.</p>	
<p>STEP 2 - BLUE</p> <p>Use this pad to remove scratches, cracks and unevenness, leaving a matt finish.</p>		<p>STEP 4 - GREEN</p> <p>A pad for daily cleaning which removes dirt and scratches, leaving a glossy surface.</p> <p>Dry-buff using a high-speed machine for a high gloss finish, depending on floor type.</p>	

ECO PADS – GREEN CLEANING

With Eco Pads we offer you an eco-friendly way to mechanically increase and maintain the gloss of your floors. The Eco Pads are available in 8 variants for the most common floor surfaces such as terrazzo, natural stone, concrete, vinyl and epoxy. Eco Pads are made of 100% recycled synthetic fibre material (polyester), and the primary source of materials is recycled soda and water bottles!

	E-BLACK - STRIPPING PAD The E-Black Stripping Pad is constructed of polyester fibres in a semi open texture nonwoven fabrication. Designed for customers who want a more dense nonwoven pad. Use with water based floor stripping solution to remove worn and soiled floor finishes or sealers. For use on standard electric floor machines or automatic scrubbers. Ideal for use on machines speeds up to 350 RPM.
	BROWN - STRIPPING PAD The Brown Stripping Pad is constructed of polyester fibres in a semi open texture nonwoven fabrication and is designed for medium duty stripping. Use with water based floor stripping solution to remove worn and soiled floor finishes or sealers. For use on standard electric floor machines or automatic scrubbers. Ideal for use on machines speeds up to 350 RPM.
	E-GREEN - SCRUB PAD The E-Green Scrub Pad is constructed of polyester fibres in a semi open texture nonwoven fabrication and is designed for deep scrubbing. Use with a cleaning solution to scrub hard floor surfaces. This pad will aggressively remove dirt and scuff marks from heavily soiled floors. For use on standard electric floor machines or automatic scrubbers. Ideal for use on machines speeds up to 350 RPM.
	BLUE - CLEANER PAD The Blue Cleaner Pad is constructed of polyester fibres in a semi open texture nonwoven fabrication and is specially designed for medium wet scrubbing or heavy duty spray cleaning. Use with a neutral floor cleaning solution to remove old soiled floor finish layers. This product is also used to scrub soiled hard surface floors such as concrete when used with appropriate cleaning chemicals. Aggressively removes heavy dirt and scuff marks. Ideal for use on machines speeds up to 350 RPM.
	RED - BUFFING PAD The Red Buffing Pad is used for light cleaning and buffing. It will remove light scuff marks and dirt while producing a high gloss shine. For use on standard electric floor machines, orbital scrubbers and automatic scrubbers. Ideal for use on machines speeds up to 800 RPM.
	TAN - BUFFING PAD The Tan Buffing is a floor maintenance pad used for light cleaning and buffing. It will remove light scuff marks and dirt while producing a high gloss shine. For use on standard electric floor machines, orbital scrubbers and automatic scrubbers. Ideal for use on machines speeds up to 800 RPM.
	REMOVER - ULTRA HIGH SPEED BURNISHING PAD The Remover floor maintenance UHS burnishing Pad is constructed of polyester fibres in a textured nonwoven fabrication. Used to burnish/polish floor finish to a high gloss, for soft and hard finishes. This pad has a special formulation that allows the pad to effectively remove black marks and restore gloss in one pass. Ideal for use on machines speeds up to 3000 RPM.
	WHITE - SUPER POLISH PAD The White Polish floor maintenance Pad is made of polyester fibres in a dense textured, nonwoven pattern, bonded with a sturdy adhesive. This extra fine pad has been designed for polishing clean, dry floors. Use dry or with a fine water mist to produce a high gloss wet look to newly finished floors. For use with standard electric floor machines, orbital scrubbers and automatic scrubbers. Ideal for use on machines speeds up to 1000 RPM.

We are committed to the highest level of Corporate Responsibility – enabling you to deliver on your promises in a long-term and sustainable manner. That is why:

- We lower our customers' total cost of operation and maximise their return on investment by developing productive, easy-to-use and reliable products with improved environmental performance – using less energy, less water and less detergent.
- We enhance your capacity to perform sustainable cleaning and create lasting value for your customers, employees and owners. In 2012, 71% of all Nilfisk-Advance product launches featured environmental improvements.
- We focus on our own internal consumption of resources and work actively to lower our carbon footprint. Our European and Asian production facilities are all certified under ISO 14001 Environmental Management System, and we collect detailed figures and monitor all emissions deriving from our company.
- We are a proud participant of the United Nations Global Compact and the Carbon Disclosure Project.

We believe that responsibility begins with our own behaviour when we design, manufacture and distribute our products. We lead by example, and we call it 'Green meets clean'.

green
meets
clean

RECYCLING

In Hungary, cardboard boxes from our suppliers are kept for the suppliers to collect and reuse at their facilities. Moreover, we have introduced the Eco Pads for some of our Scrubber Dryer machines. The 8 variants of Eco Pads are made of 100% recycled synthetic fibre material (polyester), and the primary sources of materials are recycled soda and water bottles!

SAVING RESOURCES

Green cleaning with the Ecoflex System is hassle-free and offers you great flexibility and effective cleaning with water only or with detergent. You get the most out of your resources; from water and detergent to time and equipment. Ecoflex helps you maintain a clean and healthy indoor environment for you and the people in your buildings. With Ecoflex you can do more with less.

SAVING ENERGY

In one of our manufacturing units in China, we have established separate lighting zones in the production halls, meaning that only the zones in use are lit. We have also replaced the electrical heating system with a solar heating system, which has reduced electricity consumption by 50% in total.

NILFISK OUTDOOR PRODUCTS

STRENGTH, POWER AND TRANSMISSION

From the idea to a fully developed concept, Nilfisk Outdoor Division develops all products with intensity and commitment - and there is always a new product on the way. We have continually strived to develop purpose-made solutions, created exactly to meet the customers needs and demands.



THE UTILITY MACHINES:

City Ranger 3500, City Ranger 2250 and Park Ranger 2150 have been developed in close collaboration with our customers, with the will to create:
One machine for outdoor maintenance all the year round.

Customers made uncompromising demands on:

- high manoeuvrability
- efficiency
- versatility (throughout the year)
- quick shift between attachments
- good view over the attachments
- reliability and rentability concerning investment and operation

The combination of hydraulics and the compact construction has resulted in flexible and powerful machines. One and the same basic unit operates effectively even on the narrowest places with the different attachments throughout the year.

The high level of utilisation - a full 365 days a year in practice - combined with a remarkable reliability makes the Nilfisk Outdoor utility machines particularly cost-effective and a good investment, maintaining outdoor areas at a competitive square metre price.

ROAD SWEEPERS:

Nilfisk Road Sweepers all have high suction and a strong airflow which allows them to pick-up bottles, stones and other heavy debris without clogging. Furthermore a hydraulically operated flap ensures that these objects are picked up without having to stop the machine. The capacity ranges from 500 to 1,300 litres, with large water tanks for enhanced cleaning time. All machines are equipped with stainless steel hoppers for longer working life.

TABLE OF CONTENTS - OUTDOOR PRODUCTS

RS 502	59
RS 851	59
CY5000/5500	60

Park Ranger 2150	61
City Ranger 2250	61
City Ranger 3500	62
Accessories	63

PRODUCT SELECTOR - OUTDOOR ROAD SWEEPERS

INGENUITY AND RELIABLE QUALITY SOLUTIONS ARE THE TRADEMARK OF NILFISK OUTDOOR DIVISION

Nilfisk Outdoor makes no compromises in our technologies and product materials. We aim high, and have established a complete set of best practices for all processes in our production - from logistics to assembly and testing - all in order to ensure the highest durability and longest lasting product lifetime.

SUGGESTED APPLICATIONS AND INDUSTRIES




Outdoor model	Road Sweepers		
	RS 502	RS 851	CY5000/5500
			
SHOPPING CENTERS AND MALLS	•	•	•
SIDEWALKS / WALKING AREAS / PRIVATE ROADS	•	•	
CITY CENTERS	•	•	•
UNIVERSITIES	•	•	
ZOOS	•	•	
PUBLIC PARKS	•	•	
INDUSTRIAL AREAS	•	•	•
CAR-PARKS / PARKING GARAGES	•	•	•
STADIUMS	•	•	
AMUSEMENT PARKS / CASINOS	•	•	•
RACE TRACKS	•	•	
AIRPORTS / TRAIN STATIONS	•	•	•
HOLIDAY CENTERS / CAMPINGS	•	•	
LIMITED SPACE AREAS	•		
LARGE INDUSTRIES AND LOGISTIC CENTERS	•	•	•

KEY FEATURES / BENEFITS

Outdoor model	Road Sweepers		
	RS 502	RS 851	CY5000/5500
STAINLESS STEEL HOPPER	•	•	•
VARIABLE DUMPING HEIGHT	•	•	•
BUILT-IN HOPPER DRAIN HOSE	•	•	•
MAINTENANCE TRACKING SYSTEM (MTS)	•	•	•
FULL VEHICLE LIGHTING	•	•	•
REAR SUCTION HOSE	• (depending on variants)	• (depending on variants)	• (depending on variants)
HIGH PRESSURE WASHER ASSEMBLY	• (depending on variants)	• (depending on variants)	• (depending on variants)
BROOM (3RD)		• (depending on variants)	• (depending on variants)
AIR CONDITIONING	• (depending on variants)	• (depending on variants)	• (depending on variants)
RECIRCULATION WATER SYSTEM			•
HEATER	•	•	•
EURO4 ENGINE			•
STEP III-A ENGINE	•	•	•

PRODUCT SELECTOR - OUTDOOR RANGERS

SUGGESTED APPLICATIONS AND INDUSTRIES

Outdoor model	Outdoor Rangers		
	Park Ranger 2150	City Ranger 2250	City Ranger 3500
			
SHOPPING CENTERS AND MALLS	•	•	•
SIDEWALKS / WALKING AREAS / PRIVATE ROADS	•	•	•
CITY CENTERS	•	•	•
UNIVERSITIES	•	•	•
ZOOS	•	•	•
PUBLIC PARKS	•	•	•
INDUSTRIAL AREAS	•	•	•
CAR-PARKS / PARKING GARAGES	•	•	•
STADIUMS	•	•	•
AMUSEMENT PARKS / CASINOS	•	•	•
RACE TRACKS	•	•	•
AIRPORTS / TRAIN STATIONS	•	•	•
HOLIDAY CENTERS / CAMPINGS	•	•	
SCHOOLS	•	•	
HOSPITALS AND RETIREMENT HOMES	•	•	•
CEMETERIES	•		

KEY FEATURES / BENEFITS

Outdoor model	Outdoor Rangers		
	Park Ranger 2150	City Ranger 2250	City Ranger 3500
ARTICULATED STEERING	•	•	•
4-WHEEL DRIVE	•	•	•
MULTI-PURPOSE VEHICLE	•	•	•
QUICK-SHIFT OF ATTACHMENTS	•	•	•
AIR CONDITIONNING		•	•
CABIN HEATING	•	•	•
FULL VEHICLE LIGHTNING	•	•	•
STEP III-A ENGINE	•	•	•
SUCTION SWEEPER FEATURES			
INTEGRATED SUCTION HOSE		•	•
RUST FREE HOPPER	•	•	•
HIGH TIP	•	•	•
3RD BRUSH	•	•	•
4TH BRUSH		•	
WANDER HOSE	•	•	•
HIGH-PRESSURE CLEANER		•	•
RECIRCULATION WATER SYSTEM			•

OUTDOOR ROAD SWEEPERS



RS 502

Getting around - getting it clean

- Easy to transfer
- Stainless steel hopper and 246 litre polyethylene water tanks
- High suction (debris not pass through the fan), strong airflow and hydraulically operated flap for pickup of bottles cans, stones & other heavy debris
- Powerful and reliable KUBOTA engine
- PM10 certified - 3 stars!
- MTS diagnostic box to monitor maintenance program of the machine and operator misuse

With its amazing turning radius and compact design, the RS 502 is the right choice for productive cleaning of limited space outdoor areas like footpaths, sidewalks, car parks and loading bays.

RS 851

Small and mobile road sweeper

- High Suction Performance: the largest and the highest suction nozzle in this segment
- 850 litres hopper with possibility to dump from 80 to 160 cm
- RS851 Maxi with 3rd broom std makes machine even more versatile, easy to sweep everywhere
- MTS diagnostic box to monitor maintenance programme of the machine and operator misuse

Small and mobile enough to handle pavements and congested areas, yet large enough to offer productive cleaning of city squares and urban spaces, overcome 17 cm high kerbs and steps climbing ability is 22%. It has a fantastic manoeuvrability and it's low noise level won't disturb the neighbours.



TECHNICAL SPECIFICATIONS

Description	RS 502	RS 851	RS 851 MAXI				
Item no.	13300152	13300113	13300114				
MOTOR POWER SOURCE	Diesel 30.6Kw (40.8Hp)	Diesel, VM D703IE3 3 cyl, 48.6 kW	Diesel, VM D703IE3 3 cyl, 48.6 kW				
MAX SPEED (KM/H)	19	20	20				
PRODUCTIVITY RATE THEORETICAL/ ACTUAL (M²/H)	19200/13500	19200/13500	25200/17700				
WORKING WIDTH W/2 SIDE BRUSHES (MM)	1600	1600	1600				
WORKING WIDTH W/3RD SIDE BRUSHES (MM)	-	-	2100				
MAX CLIMBING RATE (%)	22	22	22				
WATER TANK CAPACITY (L)	246	230	230				
HOPPER VOLUME (L)	500	850	850				
MAX DUMPING HEIGHT (CM)	138	162	162				
LENGTH X WIDTH X HEIGHT (CM)	311x123x199	285x135x236	285x135x236				
WEIGHT (KG)	1700	2500	2600				

OUTDOOR ROAD SWEEPERS



CY5000/5500

Compact ride-on high pressure washer

- Nilfisk CYCLONE provides deep and consistent cleaning in one single pass;
- Green cleaning = no chemical, recycling system (available only on CY5500);
- Cost effective = no consumables such as brushes and squeegee;
- Versatile: infinitely adjustable pressure, cold or hot high pressure cleaning, HPW lance and kerb cleaner are STD on the machine;(CY5000 and CY5500 only)
- Higher productivity rates than a manual pressure washer;
- Inline heater system allows to increase cleaning effectiveness;
- Comfortable, ergonomically designed cab with intuitive operator controls

The Nilfisk CY5000-ST/5000/5500 is designed to be easy to operate and maintain, offering convenient access to machine components. It clean expansive areas in no time compared to traditional pressure washers, with a consistent cleaning result.



TECHNICAL SPECIFICATIONS

Description	CY5000	CY5000 STANDARD	CY5500 STANDARD			
Item no.	101-CY50000-01	101-CY50002-01	101-CY55002-01			
MOTOR POWER SOURCE	DIESEL 49.2KW (66HP)	DIESEL 49.2KW (66HP)	Diesel 49.2kW (66Hp)			
MAX SPEED (KM/H)	16	16	16			
PRODUCTIVITY RATE THEORETICAL/ ACTUAL (M ² /H)	5000/3440	5000/3440	5000/3440			
WORKING WIDTH (MM)	864	864	864			
WORKING WIDTH W/3RD SIDE BRUSHES (MM)	-	-	-			
MAX CLIMBING RATE (%)	20	20	20			
WATER TANK CAPACITY (L)	1363	1363	-			
HOPPER VOLUME (L)	1192	1192	1192			
MAX DUMPING HEIGHT (CM)	-	-	-			
LENGTH X WIDTH X HEIGHT (CM)	390x140x190	390x140x190	390x140x190			
OPERATING WEIGHT (KG)	3482	3755	4142			



PARK RANGER 2150

No assignment is too small when the slim Ranger sweeps by

- Articulated and compact
- 28 HP & 4 wheel drive
- Quick-Shift in less than 4 minutes
- Tailor made attachments

The Park Ranger 2150 is the basic machine for an all-season range of tailor made Park Ranger attachments. Articulated and just 1 m wide, the Park Ranger utility machine provides professional performance in even the tightest spots and is easy to manoeuvre thanks to its servo steering and a turning radius of just 1.5 m. Four-wheel drive and 28 hp ensure strength and power in all work situations.

Attachment programme: Suction Sweeper Unit, 2 or 3 brushes, Wander Hose, Mulch Mower, Lawn Edger, Tipping Shovel, Environmental Rake, Tipper Trailer, Leaf Suction Unit, Snow Sweeper, Snow V-blade, Dozer Blade, Snow Blower, Salt and Sand Spreader



CITY RANGER 2250

Sweep the city in a user and citizen friendly utility machine

- Articulated flexibility
- 35 HP & 4 wheel drive
- Quick shift in 1 minute
- Tailor made attachments
- Easy and simple handling

The City Ranger 2250 is an utility machine with a complete range of tailor made quality attachments that allows you to work outdoors, all year round. Sweeping in spring and autumn, mowing grass in the summer, removing snow, and spreading salt and sand in the winter. The City Ranger 2250 is market tested, effective and very professional. Designed for versatility, this user-friendly machine is extremely reliable and exceedingly comfortable to operate.

Attachment programme: Suction Sweeper Unit, 2, 3 or 4 brushes, Wander Hose, High-Pressure Cleaner, Weed Brush, Mulch Mower, Rotary Mower, Grass Collector, Lawn Edger, Flail Mower/Verticutter, Hedge Trimmer, Tipping Shovel, Snow Sweeper, Snow V-blade, Dozer Blade, Snow Blower, Salt and Sand Spreader



TECHNICAL SPECIFICATIONS

	Park Ranger 2150	City Ranger 2250				
MOTOR POWER SOURCE	Diesel 21kW (28Hp)	Diesel 26.5kW (35Hp)				
MAX SPEED (KM/H)	16	20				
PRODUCTIVITY RATE THEORETICAL/ ACTUAL (M²/H)	12000/8000	12000/8000				
WORKING WIDTH W/2 BRUSHES (MM)	1200	1200				
WORKING WIDTH W/3 BRUSHES (MM)	1660	2100				
MAX CLIMBING RATE (%)	40.5	36.5				
WATER TANK CAPACITY (L)	100	100				
HOPPER VOLUME (L)	450	500				
HEIGHT W/CABIN (CM)	193.5	196				
LENGTH X WIDTH X HEIGHT (CM)	222.5x101.5x193.5	240x107x196				
WEIGHT W/CABIN (KG)	610	970				

OUTDOOR RANGERS



CITY RANGER 3500

Combines the power of a special-purpose machine with the flexibility of a multi-purpose machine

- Articulated flexibility
- 51 HP & 4 wheel drive
- Permitted total weight 3500 kg
- Transport speed 38 km/h
- Quick-Shift in 10 Minute - the fastest in this machine class!

The City Ranger 3500 is the perfect sweeper. With large 1.4 m³ tank capacity combined with a sweeping width from 1.3-3.1 m the Ranger is ideal for use as a suction sweeper to meet municipal requirements – and also as a multi-purpose machine for all kinds of large-scale jobs. High-tip emptying up to 1.6 m. Wander hose to remove sediment in catch pits etc. City Ranger 3500 is a high-performance machine. It is articulated and highly manoeuvrable, easy to operate and reliable in operation, and the cabin is very comfortable.

Attachment programme: Suction Sweeper, 2 or 3 brushes, Wander Hose, High-Pressure Cleaner, Weed Brush, Grass Collector, Rear Tipper, Street Flusher, Water Tank, Snow Sweeper, Snow Plough, Snow V-Blade, Roller Spreader, Salt and Sand Spreader

SUCTION SWEEPER:

- Professional road sweeper
- Sweeping width 1.3–3.1 m
- High tip function - 1.6 m
- Wander hose for inaccessible areas
- Recirculation water system & high-pressure washer

BASIC MACHINE:

- Articulated - highly manoeuvrable
- Low fuel consumption
- Transport speed 38 km/h
- Four-wheel drive
- GVW 3500 kg
- Payload up to 1.8 t

COMFORT:

- Fully suspended chassis
- Independent cab suspension
- Spacious 2 seat cabin
- Excellent visibility
- Air suspended driver's seat
- Right hand drive

OPERATION:

- High-quality components
- Optimal motor efficiency
- Low fuel consumption
- Low operating costs
- Service checks every 500 hours



TECHNICAL SPECIFICATIONS

	City Ranger 3500				
MOTOR POWER SOURCE	Diesel 38 kW (51Hp)				
MAX SPEED (KM/H)	38				
PRODUCTIVITY RATE THEORETICAL/ ACTUAL (M ² /H)	36000/24000				
WORKING WIDTH W/2 BRUSHES (MM)	1300-2400				
WORKING WIDTH W/4 BRUSHES (MM)	3100				
MAX CLIMBING RATE (%)	-				
WATER TANK CAPACITY (L)	250				
HOPPER VOLUME (L)	1400				
HEIGHT W/CABIN (CM)	1890				
LENGTH X WIDTH X HEIGHT (CM)	4081 X 1130 X 1890				
WEIGHT W/CABIN (KG)	1800				

ATTACHMENTS: OUTDOOR RANGERS



SUCTION SWEEPER UNIT



WEED BRUSH



**MULCH MOWER 1200/
ROTARY MOWER 1200**



**MULCH MOWER 1600/
ROTARY MOWER 1600**



GRASS COLLECTOR



VERTICUTTER



LAWN EDGER



LEAF SUCTION UNIT



HEDGE TRIMMER



TIPPING SHOVEL



TIPPER TRAILER



**ALL PURPOSE TIPPER
TRAILER**



ENVIRONMENTAL RAKE

ATTACHMENTS: OUTDOOR RANGERS



SNOW SWEEPER



DOZER BLADE



SNOW V-BLADE



SNOW BLOWER




SALT AND SAND SPREADER

ACCESSORIES: OUTDOOR ROAD SWEEPERS



REAR SUCTION HOSE

Allows you to collect leaves and other hard to reach material



COMFORT SEAT

Comfortable seat with adjustable suspension based on operator's weight



HIGH PRESSURE CLEANER

To remove grime, dust, mud and dirt from asphalt and wash down the machine after the sweeping job



VIDEO AND REAR/FRONT CAMERAS

LCD screen is now also available

GET A RELIABLE MULTI-TASKER

The Nilfisk sweeper will help you picking up debris whilst retaining the dust. The mechanical system is designed to sweep up debris (large waste, light materials or heavy dust) and control the air quality of returned to the environment. For this purpose we are using Nilfisk's reliable vacuuming and filtration systems.



TOOL-FREE ADJUSTMENTS AND MAINTENANCE FOR INCREASED PRODUCTIVITY

An exclusive Nilfisk "tool-free" system making it easier to maintain, the main broom, the side broom and the filter. It allows you to adjust the brushes as it wears out, meaning that the sweeping performance will be maintained throughout its lifespan.

CLEANER ENVIRONMENT WITH DUSTGUARD™

The exclusive DustGuard™ feature with misting nozzles that spray a fine fog of moisture to the front and side brooms, effectively controls airborne dust for a cleaner environment.

QUALITY FILTERS AND FILTER SHAKER

The Nilfisk dust control sweeping system has been designed for optimal performance: a large vacuum turbine, a filter with a large surface area will retain the dust and the filter shaker ensures that the filter is always clean. The design of the filter shaking system is as important as its size of the filter.

A BROOM FOR EACH APPLICATION

A complete range of Nilfisk accessories such as main or side broom in PPL, natural fibres, steel and nylon mix. Washable or antistatic panel filters. Optional accessory kits: flashing lights, headlights, non-marking wheels, reverse warning, bumpers or cabins.

TABLE OF CONTENTS - SWEEPERS

SM 800	68
SW 700S	68
SW 750	69
SW 850S	69
SR 1000S	70
SR 1101	70








SR 1301	71
SR 1450	71
SR 1601	72
SR 1900	73
SR 2000	73
Accessories	74

PRODUCT SELECTOR - SWEEPERS

RELIABLE AND ROBUST MULTITASK CLEANING

Nilfisk offers you a fast, reliable and effective sweeper. We offer you two different systems – Direct and over throw, different sizes for both in- and outdoor use and models available for cleaning large carpet areas. Find the sweeper that meets your needs in the following quick view product selector.

SUGGESTED APPLICATIONS AND INDUSTRIES





Sweeper model	Walk-behind				Ride-on		
	SM 800	SW 750	SW 700S	SW 850S	SR 1000S	SR 1101	SR 1301
							
CONTRACT CLEANING (OFFICES, BANKS ETC.)	•	•	•	•	•	•	•
HOTELS, RESTAURANTS & CATERING	•	•	•	•			
PUBLIC BUILDINGS (SCHOOLS, HOSPITALS ETC.)	•	•	•	•	•	•	•
RETAIL	•	•					
AUTOMOTIVE & TRANSPORTATION	•	•	•	•	•	•	•
BUILDING & CONSTRUCTION		•	•	•	•	•	•
MANUFACTURING	•	•	•	•	•	•	•
SMALL AREA CLEANING (LIGHT - MEDIUM DUTY)	•	•	•	•			
LARGE AREA CLEANING (MEDIUM - HEAVY DUTY)					•	•	•
HARD TO REACH AREAS	•	•	•	•	•		
INDOOR CLEANING	•	•	•	•	•	•	•
OUTDOOR CLEANING	•	•	•	•	•	•	•

KEY FEATURES / BENEFITS

Sweeper model	Walk-behind				Ride-on		
	SM 800	SW 750	SW 700S	SW 850S	SR 1000S	SR 1101	SR 1301
ADJUSTABLE HANDLE	•	•	•	•			
FOLDING TRANSPORT HANDLE	•	•	•	•			
ADJUSTABLE STEERING AND SEAT					•	•	•
NO TOOL BROOM ADJUSTMENT	•	•	•	•	•	•	•
ELECTRIC FILTER SHAKER			•	•	•	•	•
MANUAL FILTER SHAKER		•	•	•			
HOURLY METER			•	•	•		•
RIGHT SIDE BROOM (STANDARD)	•	•	•	•	•	•	•
LEFT SIDE BROOM (STANDARD)	•				•		
ON-BOARD CHARGER		•					
FLAP LIFTING DEVICE				•	•	•	•
WET SWEEP BY-PASS					•	•	•
DIRECT THROW SWEEPING		•					
BACK-UP WARNING ALARM					•	•	•
HORN					•	•	•
HEADLIGHTS (OPTIONAL)					•	•	•
PROTECTION ROLLER BUMPERS							•
VARIABLE HIGH DUMP SYSTEM							•
BATTERY LEVEL INDICATOR		•	•	•	•	•	•

PRODUCT SELECTOR - SWEEPERS

SUGGESTED APPLICATIONS AND INDUSTRIES

Sweeper model	Ride-on			
	SR 1450	SR 1601	SW8000	SR 2000
				
METAL AND STEEL INDUSTRY	•	•	•	•
CEMENT/CERAMIC FACTORY	•	•	•	•
BUILDING & CONSTRUCTION	•	•	•	•
ASPHALT, MILLING, EXCAVATION AND EARTHWORKS	•	•	•	•
STOCK-FARMING, AGRICULTURAL FACTORY	•	•	•	•
PARKING LOTS	•	•	•	•
MINING SITES		•	•	•
WOOD FACTORIES	•	•	•	•
LOADING BAY	•	•	•	•
AUTOMOTIVE & TRANSPORTATION	•	•	•	•
MANUFACTURING	•	•	•	•
HEAVY METAL AND STEEL INDUSTRY				•
WAREHOUSES AND DISTRIBUTION FACILITIES	•	•	•	•

KEY FEATURES / BENEFITS

Sweeper model	Ride-on			
	SR 1450	SR 1601	SW8000	SR 2000
ADJUSTABLE STEERING AND SEAT		• (depending on variants)	•	•
POWER STEERING		•	•	•
DIRECT THROW	•	•	•	•
VARIABLE HIGH DUMP SYSTEM	•	•	•	•
BATTERY LEVEL INDICATOR	•	•		
FUEL INDICATOR AND GAUGE		•	•	•
HOUR METER	•	•	•	•
OIL PRESSURE GAUGE			•	•
WATER THERMOMETER			•	•
HEADLIGHTS			•	
MISTING SYSTEM		• (depending on variants)	• (depending on variants)	

SWEEPERS



SM 800

Manually-operated sweeper

- Over throw system with two brooms gives excellent sweeping performance when sweeping large debris
- Large ergonomic handle with a soft grip makes the machine easy to manoeuvre
- Dual caster wheels in the front are positioned behind the side brooms and are therefore always in a clean swept area
- Large non marking wheels makes it easy to push and extremely manoeuvrable
- Rugged corrosion proof frame
- Large 34 litre hopper

The SM 800 is a walk-behind sweeper. It's ideal for limited space or congested areas. The SM 800 picks up paper, leaves - even small screws, nails, bolts, cans, crown corks and cigarettes, etc off outdoor spaces as well as indoor floors.




SW 700S B

Dust-free sweeping for smaller and confined areas

- Theoretical productivity rate of 3.150 m² per hour
- Stell chassis and durable polyethylene construction resists corrosion
- Over throw system, good for all types of waste: paper, metal pieces or small stones
- Powerful vacuum turbine in aluminium

Nilfisk SW 700S is a walk-behind sweeper for small and narrow areas. Simple to use anywhere by anyone. The SW 700S is ten times more productive than cleaning with traditional brooms. Ideal for cleaning offices, exterior-parking areas, warehouses, garages or factories.



TECHNICAL SPECIFICATIONS

Description	SM 800	SW 700S B						
Item no.	9084801010	908 4002 010						
MOTOR POWER SOURCE	MANUAL	BATTERY 12V						
MAX SPEED (KM/H)	-	4.5						
PRODUCTIVITY RATE THEORETICAL/ACTUAL (M ² /H)	3360/1680	3150/1890						
WORKING WIDTH W/RIGHT SIDE BROOM (MM)	-	700						
WORKING WIDTH W/2 SIDE BROOMS (MM)	840	-						
HOPPER VOLUME (L)	34	40						
MAX DUMPING HEIGHT (CM)	-	-						
LENGTH X WIDTH X HEIGHT (CM)	130x84x103	103x66x81						
WEIGHT (KG)	16	85						



SW 750

Quiet and easy cleaning

- Theoretic productivity of 2880 m² per hour
- Very low noise level allows sweeping in noise sensitive areas
- Standard delivered with battery and on-board charger. Provides up to 2 hours run time on hard floors (approx. 6,000 m²). Optional battery increases running time to 3.5 hours
- Main and side brooms are adjustable
- Can be used both in- and outdoors, washable polyester filter and filter shaker is standard

This battery powered, truly versatile sweeper can go anywhere and be used for cleaning everything from retail areas to gas stations.



SW 850S

For medium-sized sweeping jobs

- Theoretical productivity rate of 3690 m² per hour
- Steel chassis and durable polyethylene construction resists corrosion
- Over throw system with flap, good for all types of waste: paper, metal pieces or small stones
- Powerful vacuum turbine in aluminium

Nilfisk SW 850S is a larger walk-behind sweeper with a higher sweeping and loading performance to satisfy wider and more open spaces. Ideal for cleaning offices, exterior parking areas, warehouses, garages or factories.



TECHNICAL SPECIFICATIONS

Description	SW 750	SW 850S B	SW 850S P					
Item no.	908 4701 010	908 4102 010	908 4104 010					
MOTOR POWER SOURCE	BATTERY 12V	BATTERY 12V	PETROL					
MAX SPEED (KM/H)	4	4.5	4.5					
PRODUCTIVITY RATE 1 SIDE BROOM THEORETICAL/ACTUAL (M ² /H)	2880/1730	3690/2215	3690/2215					
WORKING WIDTH W/RIGHT SIDE BROOM (MM)	720	820	820					
WORKING WIDTH W/2 SIDE BROOMS (MM)	-	-	-					
HOPPER VOLUME (L)	60	50	50					
MAX DUMPING HEIGHT (CM)	-	-	-					
LENGTH X WIDTH X HEIGHT (CM)	99x80x62	107x78x84	107x78x84					
WEIGHT (KG)	68	90	105					

SWEEPERS



Mobile scan

Demo video



SR 1000S

Speed in congested areas

- Theoretical productivity rate of 5.500 m² per hour
- It turns in less than 2 m
- 3 m² of panel filter, 50 l of hopper capacity with a climbing ability up to 16%, and other top performance features
- SR 1000S can also clean carpet areas, using the optional carpet kit

The Nilfisk SR 1000S works fast, is very compact and manoeuvrable. Comes in either a battery or petrol version for indoor or outdoor work and is durable to withstand tough working conditions. Recommended for loading bays, station platform or warehouses with narrow aisles.



SR 1101

A step ahead in ride-on sweeping

- Theoretical productivity from 4.900 to 6.300 m² per hour with the optional left side broom
- Strong polyethylene construction + steel frame; with robust solutions to avoid sources of malfunctions and minimize service require
- 3.6 m² of filter for an optimal dust control. A large flap and 70 l of hopper to easy collect dirt and large debris
- Climbing rate up to 20%
- Battery version offers up to 5 hours of running time
- The standard version is delivered with 1 main broom, 1 right broom and 1 paper filter

The vast majority of ride-on professional sweeping jobs demand a machine that is compact, manoeuvrable and reliable. The SR 1101 represents simplicity and robustness in its most sophisticated form. Recommended for factory warehouses, car parks and outside areas such as parks and gardens.



TECHNICAL SPECIFICATIONS

Description	SR 1000S B	SR 1000S P	SR 1101 B	SR 1101 P				
Item no.	908 4201 010	908 4205 010	9084310010	9084312010				
MOTOR POWER SOURCE	BATTERY 24V	PETROL 2.2kW/2.9Hp	BATTERY 24V	PETROL 2.9kW/3.9Hp				
MAX SPEED (KM/H)	5.5	5.5	5	5				
PRODUCTIVITY RATE 2 SIDE BROOMS THEORETICAL/ACTUAL (M ² /H)	5500/3850	5500/3850	6300/4410	6300/4410				
WORKING WIDTH W/RIGHT SIDE BROOM (MM)	-	-	980	980				
WORKING WIDTH W/2 SIDE BROOMS (MM)	1000	1000	1260	1260				
HOPPER VOLUME (L)	50	50	70	70				
MAX DUMPING HEIGHT (CM)	-	-	-	-				
LENGTH X WIDTH X HEIGHT (CM)	126X79X116	126X79X116	148x93x122	148x93x122				
WEIGHT (KG)	144	202	255	315				



SR 1301

The high dump ride-on sweeper for the daily industrial cleaning

- Theoretical productivity from 6300 m² to 7860 m² per hour with the optional left side broom
- Hydraulically operated to dump into bins up to 1.5 m high
- Powerful vacuum to control the dust with the panel or the optional pocket filter
- It has climbing rate up to 20%
- Available in battery and petrol versions

Nilfisk SR 1301 is a big performance ride-on sweeper. It's ideal for outdoor and indoor sweeping applications, such as parking lots, pathways, railway stations, loading bays, warehouses, and industrial settings.



SR 1450

Compact design for easy manoeuvrability

- Theoretical productivity rate from 9.200 to 14.950 m² per hour
- Pocket filter with an excellent filter surface of 5.2 m²; operating with an electrical filter shaker
- Direct throw ensure the best cleaning in very duty environment
- The hydraulically controlled hopper can be emptied into urban containers up to 1360 cm high

The SR 1450 is a small and compact machine, fully hydraulically driven. The machine is ideal for work in congested and tight-space areas. The dust-free sweeping system is ideal for indoor and outdoor uses such as warehouses, shopping centres and car parks.



TECHNICAL SPECIFICATIONS

Description	SR 1301 B	SR 1450 B	SR 1450 D					
Item no.	9084511010	13300041	13300042					
MOTOR POWER SOURCE	BATTERY 24V	BATTERY,36V	DIESEL 2 CYL. 13,4HP					
MAX SPEED (KM/H)	6	8	10					
PRODUCTIVITY RATE 1 SIDE BROOM THEORETICAL/ACTUAL (M ² /H)	6300/4410	9200/6440	14950/10465					
WORKING WIDTH W/RIGHT SIDE BROOM (MM)	1055	1150	1150					
WORKING WIDTH W/2 SIDE BROOMS (MM)	1310	1450	1450					
HOPPER VOLUME (L)	130	212	212					
MAX DUMPING HEIGHT (CM)	150	136	136					
LENGTH X WIDTH X HEIGHT (CM)	175x120x137	197X110X148	197X110X148					
WEIGHT (KG)	440	635	720					

SWEEPERS



Mobile scan

Demo video

SR 1601

A better design to reduce cleaning costs

- Excellent machine manoeuvrability thanks to the power steering (STD)
- Nilfisk DustGuard™ system completely controls airborne dust to reduce cleaning time
- Free floating main broom and fine tuning knob adjustment increases productivity and performance
- MaxAccess™ system provides fast and easy access to facilitate servicing
- The strong yet lightweight rotomoulded polyethylene covers and bumpers over a steel chassis provide automobile industry quality protection
- NoTools™ system speeds main broom and side broom changing cutting down on service time

Nilfisk SR 1601 is claimed to be the most technically advanced sweeper in its category, with innovations that increase cleaning productivity whilst simplifying operating and servicing requirements. Designed for industrial applications such as heavily soiled factories, construction sites, parking etc.



The exclusive DustGuard™ system effectively controls airborne dust by providing a fine mist of moisture to the front and side brushes



TECHNICAL SPECIFICATIONS

Description	SR 1601 B	SR 1601 D3	SR 1601 LPG3	SR 1601 B MAXI	SR 1601 D3 MAXI	SR 1601 LPG3 MAXI	
Item no.	13300103	13300101	13300105	13300149	13300148	13300161	
MOTOR POWER SOURCE	BATTERY 48V	DIESEL, 3cyl. 18.5 kW/24.8HP	LPG, 3cyl. 23.1 kW/31HP	BATTERY 48V	DIESEL, 3cyl. 18.5 kW/24.8HP	LPG, 3cyl. 23.1 kW/31HP	
MAX SPEED (KM/H)	8	12	12	8	12	12	
PRODUCTIVITY RATE 1 SIDE BROOM THEORETICAL/ACTUAL (M²/H)	10000/7000	15000/10500	15000/10500	-	-	-	
WORKING WIDTH W/RIGHT SIDE BROOM (MM)	1250	1250	1250	1250	1250	1250	
WORKING WIDTH W/2 SIDE BROOMS (MM)	1600	1600	1600	1600	1600	1600	
HOPPER VOLUME (L)	315	315	315	315	315	315	
MAX DUMPING HEIGHT (CM)	159	159	159	159	159	159	
LENGTH X WIDTH X HEIGHT (CM)	222x132x146	222x132x146	222x132x146	222x132x146	222x132x146	222x132x146	
WEIGHT (KG)	625	945	945	645	945	965	



Mobile scan

SW8000

2 metres wide sweeping path!

- DustGuard™ feature with misting nozzles that spray a fine fog of moisture to the front and side brushes, allowing 2 metres dust controlled sweeping path
 - Incredibly user friendly thanks to the OneTouch™ sweeping feature and the motion pedal functionality of activating/ deactivating all sweeping procedures
 - The polyethylene covers provide strong, rust free protection for longer machine life
 - Exceptionally easy serviceability is achieved with Nilfisk's MaxAccess™ system
- The SW8000 can sweep large areas, such as parking lots, warehouses, factory floors and construction sites, in a fraction of the time it takes a conventional sweeper. Moreover it does this while efficiently controlling the dust, thanks to the innovative optional Dust-Guard™ misting system.



Demo video

SR 2000

Top-of-the-line ride-on sweeping

- Can carry up to 818 kg of dirt and debris, and dump it to a height of 152 cm
 - Two water resistant panel filters provide an exceptionally large filtering area of 16 m²
 - Power steering and adjustable suspension seat as standard
 - High temperature warning light indicates that hot items have been swept into the hopper
 - Possibility to roll hopper out to move debris forward = reduced need for dumping
- When the dirt is really heavy on the ground, a serious approach is needed. The Nilfisk SR 2000, with its large capacity, robust design, and technically advanced features provides fast and efficient cleaning in these heavy-duty applications.



TECHNICAL SPECIFICATIONS

Description	SW8000 LPG	SW8000 D	SW8000 LPG WITH CAB	SW8000 D WITH CAB	SW8000 D HT	SW8000 P HD	SR2000 D	SR2000 LPG
Item no.	56107512	56107513	56107514	56107515	56107516	56107517	56516753	56516755
MOTOR POWER SOURCE	LPG 4cyl 41.7Kw/56Hp	DIESEL 4cyl 26.5Kw/35.5Hp	LPG 4cyl 41.7Kw/56Hp	DIESEL 4cyl 26.5Kw/35.5Hp	DIESEL 4cyl 26.5Kw/35.5Hp	Petrol 4cyl 41.7Kw/56Hp	DIESEL 4cyl. 2500, 47.3 hp	LPG 4cyl. 3.0L, 86 hp
MAX SPEED (KM/H)	15	15	15	15	15	15	13	13
PRODUCTIVITY RATE 1 SIDE BROOM THEORETICAL/ACTUAL (M²/H)	19800/13860	19800/13860	19800/13860	19800/13860	19800/13860	19800/13860	21710/15200	21710/15200
WORKING WIDTH W/RIGHT SIDE BROOM (MM)	1650	1650	1650	1650	1650	1650	1670	1670
WORKING WIDTH W/2 SIDE BROOMS (MM)	2000	2000	2000	2000	2000	2000	1980	1980
HOPPER VOLUME (L)	400	400	400	400	400	400	765	765
MAX DUMPING HEIGHT (CM)	152	152	152	152	152	152	152	152
LENGTH X WIDTH X HEIGHT (CM)	239x163x147	239x163x147	239x163x201	239x163x201	239x163x147	239x163x147	246x179x151	246x179x151
WEIGHT (KG)	1225	1225	1482	1482	1225	1225	1680	1680

OVERVIEW OF ACCESSORIES: SWEEPERS COMMERCIAL




MAIN BROOM NATURAL

For applications with fine dust, sensitive floors and carpet sweeping



MAIN BROOM STEEL+PPL

Popular for use to sweep both indoors and outdoors



HEADLIGHT

Can be fitted to the front of the sweeper to improve visibility



FLASHING BEACON

Draws attention to the machine in its working environment




SIDE BROOM PROTECTION

Protect the side brooms of the machine



ON-BOARD CHARGER

For both Wet and Gel Batteries



NON MARKING SKIRTS

Skirts for sweeping on highly sensitive floors



CARPET KIT

Non marking skirts, natural fibre main and side brooms, pre-filter. To be used in carpet sweeping applications



BRUSH, LEFT SIDE KIT

Sweeps the dirt and debris into the path of the main broom. Enlarges the total sweeping path and consequently the productivity of the sweeper



FILTERS

Paper filter: Works well in dry, high dust conditions
Polyester: Excellent in moist applications, can be washed, dried and re-used



OVERHEAD GUARD

For additional operator safety, especially in warehouses and Industry

OVERVIEW OF ACCESSORIES: SWEEPERS INDUSTRIAL



MAIN BROOM NATURAL

Excellent material for dust control and sweeping fine debris, but has a relatively shorter wear life than other materials.



MAIN BROOM PPL + STEEL

Popular for use to sweep both indoors and outdoors



MAIN BROOM PPL

Superior pickup of sand, gravel and litter. Less aggressive on the floor compared to the PPL+STEEL



SOLID, SUPER ELASTIC TIRES

Can not puncture, mostly used in industry with metal chips or nails



SUSPENSION SEAT

Comfortable seat with adjustable suspension based on operator's weight



FRONT CORNER GUARDS

Protect the front of the machine



LITTER VAC

Suitable for cleaning hard to reach spots like dock plates, under steps or shelving etc.



DUSTGUARD™ KIT

To control air borne dust on the side broom/s



WORKING LIGHT FRONT

The front and rear lights provide light on focused areas where the headlights do not reach



WORKING LIGHT REAR



OVERHEAD GUARD

For additional operator safety, especially in warehouses and industry



RAISED AIR INTAKE

Elevates engine air intake level . Used in very dusty applications

SWEEPERS SYSTEM

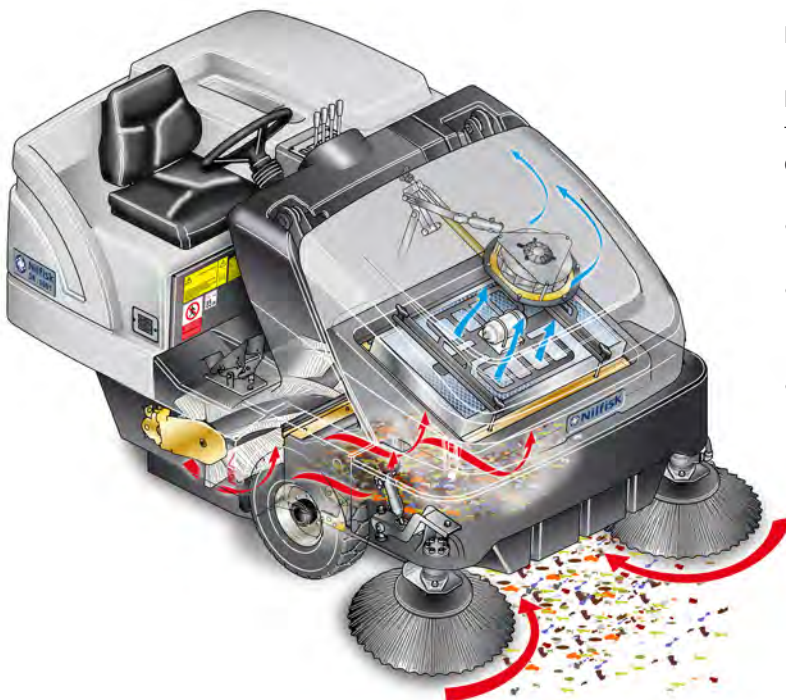
We offer machines with different sweeping systems, over throw and direct throw



OVER THROW

The hopper is placed behind the main broom, debris is loaded by making it roll over the main broom and into the hopper. This system can have two main brooms.

- Higher hopper capacity, as it is filled from the top
- Easy to manoeuvre as the steering is in the front
- Shorter and more compact machine
- Great visibility as the hopper is in the back
- Good performance in sweeping large light debris like litter and leaves



DIRECT THROW

Direct throw sweepers have the hopper in front of the main broom, debris are loaded by pushing it directly into the hopper.

- Create less dust as the debris are pushed a short distance directly into the hopper
- Better in sweeping small heavy debris, as they don't need to travel over the broom but are pushed directly into the hopper
- Good performance in heavy dusty applications or where there are small heavy items that need to be swept

SINGLE DISC, BURNISHERS AND CARPET CLEANERS

CREATE WELL-BEING AND COMFORT

For cleaning carpets and hard floor surfaces, we have a carpet extractor range of machines and single discs that will show your floors off to their best advantage. Clean carpets or shiny floors increase feelings of well-being and comfort, whether it is your staff or people visiting hotels, schools, hospitals, homes, boutiques or shops.



SAVE WATER AND CHEMICALS WITH NILFISK CARPET EXTRACTOR BRUSHING SYSTEM

The carpet extractor machines clean the carpet quickly and efficiently. With the injection-extraction system, the injector sprays water and detergent on the carpet, while the cylinder brush washes and the vacuum attachment picks up the dirty water, leaving the carpet completely clean. Nilfisk carpet extractors are of high quality design and our first class engineering saves both water and chemicals.

PROLONG THE LIFE OF YOUR FLOORS

If you require a finish that adds shine to a marble, terrazzo or vinyl floor, then rotating appliances are the ideal choice. The crystallising process consists of spreading a crystallising liquid evenly over the floor to protect it and block the pores and joints between the paving stones. After the floor has been crystallised at low speed, it is polished with a high-speed rotating head. The application of this protective coating means great savings, as it facilitates maintenance and prolongs the life of the floor.

CLEANING OF CARPETS WITH DRY FOAM

The rotating appliances also offer the option of cleaning carpeted floors with "dry foam" method. The foam is produced by a 230V/50Hz blower mounted on the top of the water tank of the single disc machine and spreads directly in the centre of the nylon brush through a nozzle mounted at the bottom of the base of the machine.

This method ensures no risk of carpet peeling after cleaning, prevents its discoloration and allows a quicker drying process after the task has been performed.

TABLE OF CONTENTS - SINGLE DISC, BURNISHER & CARPET CLEANERS

FM400 L	79
FM400 H	79
510B/510B-3	80
PS 333A	80
545	81
FM400 D	81











SDM 43-900	82
BU500	82
UHB 51-1500	83
UHR 70-1700	83
Accessories	84
AX 14	86
AX 410	86
Accessories	87

PRODUCT SELECTOR - SINGLE DISCS AND BURNISHERS

CLEAN FLOORS – GOOD IMAGE

Clean floors provide an excellent first impression for customers, clients, students or stakeholders entering your buildings. Nilfisk-Advance offers you reliable single discs and burnishers for cleaning and maintaining the appearance of your floors. Find the machine that meets your needs in the following product selector.

SUGGESTED APPLICATIONS AND INDUSTRIES

Single discs & Burnishers model	Single discs						Burnishers			
	PS 333A	FM400 L	FM400 H	FM400 D	510B/B-3	545	SDM 43-900	BU500	UHB 51-1500	UHR 70-1700
										
CONTRACT CLEANING (OFFICES, BANKS ETC.)	•	•	•	•	•	•	•	•	•	•
HOTELS, RESTAURANTS & CATERING	•	•	•	•			•	•		
PUBLIC BUILDINGS (SCHOOLS, HOSPITALS ETC.)	•	•	•	•			•	•	•	•
RETAIL	•	•	•	•			•	•	•	
AUTOMOTIVE & TRANSPORTATION	•	•	•	•			•	•	•	•
BUILDING & CONSTRUCTION					•	•	•	•	•	•
MANUFACTURING		•	•	•			•	•	•	•
SMALL AREA CLEANING (LIGHT - MEDIUM DUTY)	•	•	•	•			•	•		
LARGE AREA CLEANING (MEDIUM - HEAVY DUTY)		•	•	•	•				•	•
HARD TO REACH AREAS	•	•	•	•	•					

KEY FEATURES / BENEFITS

Single discs & Burnishers model	Single discs						Burnishers			
	PS 333A	FM400 L	FM400 H	FM400 D	510B/B-3	545	SDM 43-900	BU500	UHB 51-1500	UHR 70-1700
LOW SPEED	•	•			•					
HIGH SPEED			•			•				
DUAL SPEED				•						
BURNISHER							•	•	•	•
BATTERY WALK-BEHIND									•	
BATTERY RIDE-ON										•
DUST COLLECTION		•	•	•		•	•		•	•
BONNET MOPPING	•	•	•	•						
CARPET SHAMPOOING	•	•			•					
POLISHING			•	•		•	•	•	•	•
SCRUBBING	•	•	•	•	•					
SPRAY CLEANING	•	•	•	•	•	•	•			
STRIPPING		•			•	•				
SANDING		•	•	•	•	•	•			
VITRIFICATION		•		•	•					
FLOATING DECK									•	
PRESSURE REGULATION										•



FM400 L

Low and high speed for standard cleaning applications

- Price competitive: Nilfisk made machines result in extremely competitive prices compared to all major competitors
- Correct performance: Power, low noise level and balance performance
- Common design: The recognized Nilfisk image signals cost savings and easy handling
- Common accessories: Less complicated and easy to operate
- Improved features: cable hook, plug holder, big wheels, easy cable replacement, ergonomic handle and improved safety
- A complete range of optional accessories to suit specific tasks

FM400 L machines have a 43 cm brush/pad diameter and it is designed for medium-duty usage, comfortable and fatiguefree operation, effective results. Scrubbing and spray cleaning and stripping of hard floors, for example, are handled efficiently and quickly.



FM400 H

High speed machine for polishing applications

- Price competitive: Nilfisk made machines result in extremely competitive prices compared to all major competitors
- Correct performance: Same power, low noise level and balance performance
- Common design: The recognized Nilfisk image signals cost savings and easy handling
- Common accessories: Less complicated and easy to operate
- Improved features: cable hook, plug holder, big wheels, easy cable replacement, ergonomic handle and improved safety
- A complete range of optional accessories to suit specific tasks

Ideal for high-speed polishing, scrubbing and spray cleaning of hard floors. The balance is excellent and the solid aluminium construction provides durability and extended life.



TECHNICAL SPECIFICATIONS

Description	FM400 L	FM400 H				
Item no.	56380056	56380058				
CABLE LENGTH (M)	15	15				
PROTECTION CLASS / IP PROTECTION	I/IPX4	I/IPX4				
RATED POWER (W)	1100	1500				
SOUND PRESSURE LEVEL AT 1.5 M (DB(A)ISO 3744)	59	61				
BRUSH/PAD DIAMETER (MM)	430	430				
BRUSH/PAD PRESSURE (G/CM ²)	24	26				
BRUSH/PAD SPEED (RPM)	180	410				
BRUSH TORQUE (NM)	63	36				
LENGTH X WIDTH X HEIGHT (CM)	57.2x44.5x123.6	57.2x44.5x123.6				
HEIGHT MOTORHOUSING (MM)	323	323				
HEIGHT W/HANDLE VERTICAL (MM)	1236	1236				
WEIGHT (KG)	37	40				

SINGLE DISCS



510B/510B-3

Low speed machine for prof. heavy duty application: the industrial workshop

- Gearbox drive for tough cleaning jobs
- Aggressive deep cleaning due to more torque
- To remove tough dirt, such as very sticky or caked on grease and oil
- Wide range of accessories including a 24 kg extra weight

Nilfisk 510 B and 510B-3 are robust heavy-duty single disc machines for industrial cleaning. High cleaning power due to extra torque ensures exceptional results in both wet and dry cleaning.




PS 333A

Compact low speed machine for small areas

- Reliable and easy to use
- Individually adjustable handle bar
- Easy to transport between cleaning locations
- Its low profile allows to clean under the furniture

The most compact single disc machine on the market, ideal for floor maintenance, light scrubbing and polishing.



TECHNICAL SPECIFICATIONS

Description	510 B	510 B 3	PS 333 A				
Item no.	L08910150	L08911112	12324501A				
CABLE LENGTH (M)	12	25	10				
PROTECTION CLASS / IP PROTECTION	I/IP43	I/IP43	II/IPX4				
RATED POWER (W)	1500	1500	500				
SOUND PRESSURE LEVEL AT 1.5 M (DB(A)ISO 3744)	64	64	54				
BRUSH/PAD DIAMETER (MM)	510	510	330				
BRUSH/PAD PRESSURE (G/CM²)	51	51	37				
BRUSH/PAD SPEED (RPM)	145	145	188				
BRUSH TORQUE (NM)	98	98	25				
LENGTH X WIDTH X HEIGHT (CM)	61x61x121	61x61x121	40x33x112				
HEIGHT MOTORHOUSING (MM)	315	315	220				
HEIGHT W/HANDLE VERTICAL (MM)	1210	1210	1120				
WEIGHT (KG)	67	67	22				



545

High speed machine for professional heavy duty applications

- Up to 60% labour cost savings
- Minimised water and chemical consumption
- Extends the floor's life and improves it's appearance
- HEPA filter available

Nilfisk 545 is a high-speed single disc machine with 3-step integrated active dust extraction. This allows dust-free, polymer film coat renovation, by cleaning and polishing hard floors without the inconvenience of conventional methods using water and chemicals.



FM400 D

Dual speed single disc

- Price competitive: Nilfisk made machines result in extremely competitive prices compared to all major competitors
- Correct performance: Power, low noise level and balance performance
- Common design: The recognized Nilfisk image signals cost savings and easy handling
- Common accessories: Less complicated and easy to operate
- Improved features: cable hook, plug holder, big wheels, easy cable replacement, ergonomic handle and improved safety
- A complete range of optional accessories to suit specific tasks

FM400 D offers the choice of either 185 or 370 rpm for easy, efficient and cost-effective maintenance of virtually all floors.

Built for standard and medium-duty use, this unit handles scrubbing as well as high-speed spray cleaning or polishing.



TECHNICAL SPECIFICATIONS

Description	545 HS	FM400 D					
Item no.	L08915151	56380061					
CABLE LENGTH (M)	20	15					
PROTECTION CLASS / IP PROTECTION	II/IP44	I/IPX4					
RATED POWER (W)	2700	1100/1500					
SOUND PRESSURE LEVEL AT 1.5 M (DB(A)ISO 3744)	69	61					
BRUSH/PAD DIAMETER (MM)	500	430					
BRUSH/PAD PRESSURE (G/CM²)	34	26					
BRUSH/PAD SPEED (RPM)	450	185/370					
BRUSH TORQUE (NM)	42	58/40					
LENGTH X WIDTH X HEIGHT (CM)	60x60x118	57.2x44.5x123.6					
HEIGHT MOTORHOUSING (MM)	500	323					
HEIGHT W/HANDLE VERTICAL (MM)	1180	1236					
WEIGHT (KG)	54	40					

BURNISHERS



SDM 43-900

Electric cord burnisher

- Wide angle, ergonomic handle
- Solid aluminium construction for durability
- Designed for ultra high speed tasks
- On board flexible pad holder system

SDM 43-900 ultra high speed machine will offer you maximum efficiency in the minimum of time. Ideal for building a long-lasting shine to hard floors. SDM 43-900 is multidirectional and uses a 43 cm drive disc.



BU500

Ease of use and reliability at competitive price

- Price competitive: extremely competitive on prices against major competitors
- Correct performance: same performance as SDM series in terms of power, sound pressure, balance
- Common design: Nilfisk image to the Customer is improved, cost savings and complexity reduction
- Improved features: cable hook, plug holder, big wheels, safety, easy cable replacement, ergonomic handle

This ultra high speed unit covers large areas with maximum efficiency and in the minimum of time. Ideal for building a long-lasting shine to hard floors, this electric cord burnisher is also the right choice for high productivity in polishing and maintenance of floors in medium duty applications.



TECHNICAL SPECIFICATIONS

Description	SDM 43-900	BU500					
Item no.	12401501	56380063					
CABLE LENGTH (M)	12.5	15					
PROTECTION CLASS / IP PROTECTION	I/IPX0	I/IPX0					
RATED POWER (W)	1800	1100					
SOUND PRESSURE LEVEL AT 1.5 M (DB(A) ISO 3744)	64	<70					
BRUSH/PAD DIAMETER (MM)	430	510					
BRUSH/PAD PRESSURE (G/CM²)	10	10					
BRUSH/PAD SPEED (RPM)	900	1500					
BRUSH TORQUE (NM)	12	12					
LENGTH X WIDTH X HEIGHT (CM)	75X43X117	82.4x53.6x126.1					
HEIGHT MOTORHOUSING (MM)	340	-					
HEIGHT W/HANDLE VERTICAL (MM)	1170	1261					
WEIGHT (KG)	44	41					



UHB 51-1500

Walk behind burnisher

- Simple controls and low profile design make operating the unit easier and safer.
- Self regulating pad pressure eliminates the need for adjustments & reduces operator errors.
- The burnishing deck automatically lifts when the motor is turned off for better floor protection.
- On board battery charger saves downtime and adds convenience.
- Excellent active dust control with HEPA filtration optional for dust sensitive areas

The Nilfisk UHB 51-1500 represents the very latest and most technically advanced means of restoring and maintaining a high gloss shine on floors.

The many improved features include easier-than-ever operation, added safety considerations, passive and (optional) active dust control.



UHR 70-1700

Exceptional productivity

- Exceptional productivity with more than 12,500 m² burnished on one single battery charge
- Center placed pad system for easy and safe operation
- Adjustable pad pressure settings for optimal result
- Compact design for maximum manoeuvrability

This battery powered ride-on burnisher with a 1700 rpm pad speed and three different pressure settings, provides quiet and effective activity on large hard floor areas, such as airport terminals, shopping centres and hospitals. The extended battery run time allows an exceptional productivity.



TECHNICAL SPECIFICATIONS

Description	UHB 51-1500	UHR 70-1700					
Item no.	01610A	56422001					
CABLE LENGTH (M)	-	-					
PROTECTION CLASS / IP PROTECTION	IPX4	I/IP30					
RATED POWER (W)	1500	2650-3200					
SOUND PRESSURE LEVEL AT 1.5 M (DB(A)ISO 3744)	68	69					
BRUSH/PAD DIAMETER (MM)	510	690					
BRUSH/PAD PRESSURE (G/CM ²)	AUTOMATIC	3 SETTINGS					
BRUSH/PAD SPEED (RPM)	1500	1700					
BRUSH TORQUE (NM)	-	AUTOMATIC					
LENGTH X WIDTH X HEIGHT (CM)	136x56x106	166x91x137					
HEIGHT MOTORHOUSING (MM)	-	-					
HEIGHT W/HANDLE VERTICAL (MM)	-	-					
WEIGHT (KG)	88	220					

OVERVIEW OF ACCESSORIES: SINGLE DISCS AND BURNISHERS



PAD HOLDERS
Low speed
High speed
Flexi



5 BRUSHES SATELLITE SYSTEM
Available with different bristles diameter and material
(for 510 B/B3 only)



SOFT FLOOR BRUSH
To be used on carpet



HARD FLOOR BRUSH
Available with different bristles diameter and material



HARD PADS
Black: stripping
Brown: stripping
Blue: stripping/scrubbing



MEDIUM PADS
Green: scrubbing
Red: soft scrubbing/ spray cleaning. **White:** spray cleaning/ polishing



SOFT PADS
Orange Green: polishing high speed
Beige: polishing low speed



NATURAL FIBRES
For specific floor finish



AIR COMPRESSOR
For carpet dry foam method



VACUUM RING
To be applied together with vac unit (dry applications)



SPRAY BOTTLE KIT
For spray cleaning applications, to be installed on the machine handle



SOLUTION TANK
For scrubbing applications





VACUUM
To be used in all applications where dust should be collected and/or controlled

PRODUCT SELECTOR - CARPET EXTRACTORS

MAINTAIN A SPOTLESS CLEANING RECORD

The compact carpet extractors are handy and easy to use – and they help you keep your carpets, hard floors, armchairs, seats or walls clean and spotless. Find the carpet extractor that meets your needs in the following product selector.

SUGGESTED APPLICATIONS AND INDUSTRIES

Carpet cleaner model	Portable	Walk-behind
	AX 14	AX 410
		
CONTRACT CLEANING (OFFICES, BANKS ETC.)	•	•
HOTELS, RESTAURANTS & CATERING	•	•
PUBLIC BUILDINGS (SCHOOLS, HOSPITALS ETC.)	•	•
RETAIL	•	•
AUTOMOTIVE, RENTAL SHOPS & TRANSPORTATION	•	
SHOPPING MALLS, AIRPORTS & EXHIBITION CENTRES		•
SMALL AREA & SPOT CLEANING (LIGHT - MEDIUM DUTY)	•	
LARGE AREA CLEANING (MEDIUM - HEAVY DUTY)		•
OPEN SPACED CLEANING (HEAVY DUTY)		•
HARD TO REACH AREAS	•	•

KEY FEATURES / BENEFITS

Carpet cleaner model	Portable	Walk-behind
	AX 14	AX 410
COLD WATER	•	•
CARPET FLOOR TOOL - STANDARD OR OPTIONAL	•	•
UPHOLSTERY & STAIR TOOL - STANDARD OR OPTIONAL	•	•
WALL COVERING TOOL - STANDARD OR OPTIONAL	•	•
HARD FLOOR TOOL - STANDARD OR OPTIONAL	•	•
DUAL MODE CLEANING		•
HEAVY DUTY CONSTRUCTION		•
"GREEN" WATER AND CHEMICALS CONSUMPTION		•
ERGONOMIC		•

CARPET EXTRACTORS



AX 14

Compact carpet extractor

- Cord storage on the machine
- Accessories for cleaning wall coverings, carpets, hard floors, rugs, armchairs and seats
- Injection pump protected by a removable filter in the solution tank
- Integrated ergonomic handle

Nilfisk AX 14 is a compact extractor for effective cleaning of textile coverings. AX 14 is practical solutions for cleaning professionals, hotels, institutions, restaurants, rental shops etc.

AX 410

Dual Mode or Basic - the choice is yours

- Smart Solutions™ Dual mode cleaning for renovation or maintenance cleaning on AX 410
- Quality design and first class engineering saves water and chemicals
- State of the art moisture recovery speeds up drying time
- On board accessories on AX 410 make it easy to clean seat and wall coverings and hard to reach spots
- The handle is adjustable for easy storage and ergonomic operation
- Hard floor cleaning on AX 410 with hard floor kit

The needs of all carpet extractor users are different. That is why separate versions are offered for those who need on-board accessories and dual mode cleaning.



TECHNICAL SPECIFICATIONS

Description	AX 14	AX 410						
Item no.	12405101	20000112						
RATED POWER (W)	1000	1600						
AIRFLOW (L/SEC)	60	46						
VACUUM AT NOZZLE (KPA)	20	-						
SOUND PRESSURE LEVEL (DB(A) BS 5415)	76	69						
WORKING WIDTH (MM)	220	410						
SUCTION WIDTH (MM)	220	457						
PUMP PRESSURE (BAR/PSI)	5/73	4/60						
SOLUTION/RECOVERY TANK (L)	14/14	30/23						
BRUSH SPEED (RPM)	-	-						
LENGTH X WIDTH X HEIGHT (CM)	54X50X40	71x47x80						
WEIGHT (KG)	12,7	45						

OVERVIEW OF ACCESSORIES: CARPET EXTRACTORS



HARD FLOOR SQUEEGEE KIT

For AX 410 on hard floors



CARPET ACCESSORY KIT

For AX 14. For use in corners, under furniture, on soft floors

RELIABILITY IN PARTNERSHIP – FLEXIBILITY IN PURCHASE

Financial planning is essential to all businesses. At Nilfisk-Advance, we recognise the need to offer flexible financing options that make the latest and best cleaning products available while maintaining budgetary control. Finding solutions to effective financing is as much a part of our business as the cleaning solutions themselves. So let's talk.

UP TO DATE WITH THE RIGHT FINANCING

We offer sensible financial packages that enable you to upgrade your products to meet changes in the market and application environments, allowing you to be up-to-date at all times. Below you'll find an overview of our financial packages and their key advantages. They are adapted to local laws and conditions, so they may vary from country to country. Please contact your local Nilfisk-Advance representative for detailed information on the financial offerings available.

FINANCIAL SOLUTION	DEFINITION	KEY ADVANTAGES
Leasing	The machines are sold through a leasing company which in return will lease the machines to you for a fixed number of years.	<ul style="list-style-type: none">• No tie up of capital• Fixed monthly instalment• Leasing expenses are tax deductible• Improved balance sheet performance
Short-term rental	For the occasional need you can rent a Nilfisk machine for a shorter term period (limited range of machines available).	<ul style="list-style-type: none">• Coverage of ad hoc needs• Short term commitment• Flexible renting periods• Covers seasonal changes in demand
Long-term rental	<p>The machines are sold through a leasing company which in return will lease the machines to you.</p> <p>The monthly instalment includes a full service contract.</p> <p>Flexibility regarding upgrade / exchange or return of machines can be built into the contract.</p>	<ul style="list-style-type: none">• 100% cost transparency and increased flexibility• No tie up of capital• Full service contract• Fixed monthly instalment• Leasing expenses are tax deductible• Improved balance sheet performance• Machines according to need• Easy calculation of cleaning cost• Replacement machines
Individual solutions	Let us tailor-make a solution meeting your specific requirements based on a mix of the various purchase and service options.	<ul style="list-style-type: none">• Customer specific solutions• Solution to logistical problems• Dedicated service resources• Special service requirements• Mix of purchase and finance options



WE SUPPORT YOUR PRODUCTIVITY WITH RELIABLE SERVICE

Our commitment does not end with selling cleaning equipment. As your business partner, we help you to make the most of your resources.

That’s why we offer you a full, top-quality service organisation that works to eliminate downtime and maximise productivity. We have customised a range of service packages to meet your specific cleaning needs and to extend the life of your Nilfisk equipment.

ONE SERVICE ORGANISATION – MULTIPLE BENEFITS:

- Minimised risk of downtime and damage
- Extended machine lifetime
- The option of preventative maintenance with fixed service intervals
- Guaranteed service within 24 hours performed by trained service technicians (Europe)
- Spare parts available directly from the technician’s service vehicle (Europe)

CUSTOMISED CONTRACTS IN EUROPE

Since actual offerings may vary from country to country, we recommend you to discuss the available options with your local Nilfisk representative.

Our three basic types of service contracts are as follows.

<p>1. FULL SERVICE CONTRACT</p> <p>The Full Service Contract offers full peace of mind by providing full maintenance and service at a known, fixed cost. Regular preventative maintenance greatly reduces the chances of breakdowns and maximises the equipment’s productivity.</p> <p>By knowing and being able to budget for these costs in advance, your financial planning is simplified. The cost includes labour, travel and spare parts used. The contract also specifies the number of visits and covers normal usage.</p>	<p>2. STANDARD SERVICE CONTRACT</p> <p>The Standard Service Contract provides regular preventative maintenance visits by our trained technicians to inspect and maintain your equipment. The price includes labour and travel costs, but not parts fitted during the visit.</p>	<p>3. SUBSCRIPTION CONTRACT</p> <p>The Subscription Contract specifies that payment is made after each visit by a service technician. You agree to a minimum of one visit per year.</p>
---	--	--

EUROPEAN COVERAGE

Nilfisk-Advance’s experienced team of more than 300 professional service technicians is only a phone call away. You are guaranteed further support via our network of authorised service dealers, and same-day coverage of emergency calls is routine.

NON-EUROPEAN SERVICE COVERAGE

In each country where Nilfisk-Advance operates, we strive to provide the most effective and comprehensive support possible. This is achieved by offering you service and preventative maintenance contracts adapted to your local conditions. Your local Nilfisk-Advance representative can give you detailed information of the service package available.

NILFISK-ADVANCE IN BRIEF

WE ARE ALWAYS NEAR BY

With global company headquarters in Denmark, Nilfisk-Advance has production facilities in North America, South America, Europe, and China. You will find our extensive network of sales entities in 43 countries and our network is furthermore represented in more than 100 countries around the world.

NILFISK-ADVANCE IN BRIEF

Nilfisk-Advance is one of the world's leading manufacturers and suppliers of professional cleaning equipment. We have developed professional cleaning equipment for over 100 years and we currently have over 5,400 employees worldwide, with global sales of approx. EUR 847 M in 2011.

Read more about our company on www.nilfisk-advance.com

