



Middle Atlantic Products

EXCEPTIONAL SUPPORT & PROTECTION™

96-050-1 / rev 4a / 05-26-10


Vent Panels



VT Series

- Highest percent of open area (63%)
- 16-gauge perforated steel
- Flanged for strength
- Available in 1 through 4 rackspaces
- Durable black powder coat finish

* see chart for size information



VT-2

VTF Series

- Tight perforated pattern limits view
- 16-gauge perforated steel
- Flanged for strength
- Available in 1 through 4 rackspaces
- Durable black powder coat finish

* see chart for size information



VTF-2

VTP Series

- Highest aesthetics
- 16-gauge aluminum
- Flanged for strength
- Available in 1 through 3 rackspaces
- Black brushed and anodized or silver brushed and anodized finish

* see chart for size information




CVTP-2




VTP-2



EVTC-2



EVT-2



EVTA-2

EVT Series

- 16-gauge steel (EVT) or 16-gauge aluminum (EVTC, EVTA)
- Flanged for strength
- Available in 1 and 2 rackspaces
- Black powder coat, black brushed and anodized, or silver brushed and anodized finish

* see chart for size information

CUSTOMIZABLE SPECIFICATION CLIPS AVAILABLE AT MIDDLEATLANTIC.COM

US: New Jersey • California • Illinois • Voice: 973-839-1011 Fax: 973-839-1976 • middleatlantic.com
Canada: Ontario • British Columbia • Voice: 613-836-2501 Fax: 613-836-2690 • middleatlantic.ca

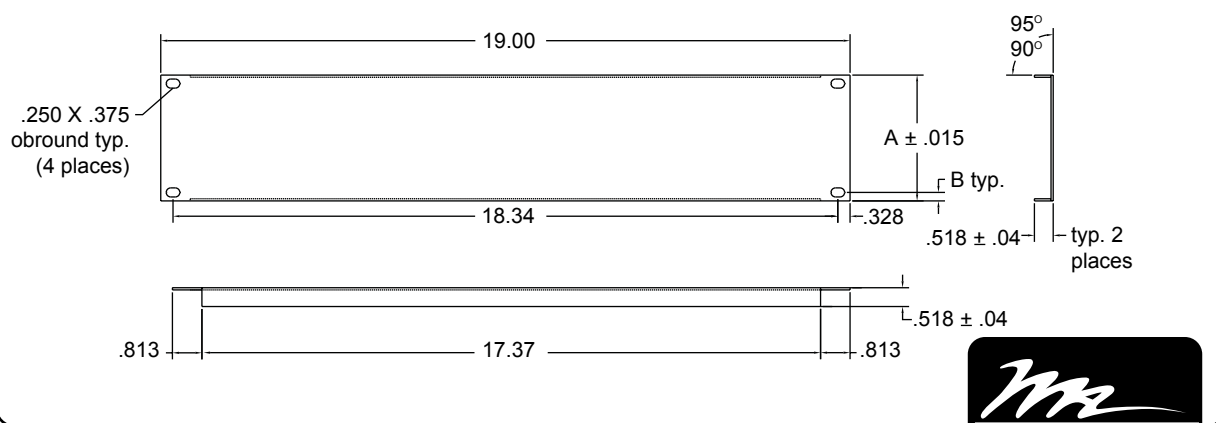
96-050-1 / rev 4a / 05-26-10 / Vent Panels

Architects' and Engineers' Specifications

EIA compliant 19" vent panels shall be Middle Atlantic Products model # ___, occupying ___ rackspaces (refer to chart). Vent panel shall be constructed of 16-gauge perforated steel (VT, VTF, EVT) or 16-gauge aluminum (CVTP, VTP, EVTC, EVTA) and shall have a ___ finish (refer to chart). Vent panel shall be GREENGUARD Indoor Air Quality Certified for Children and Schools. Vent panel shall be RoHS EU Directive 2002/95/EC compliant. Vent panel shall be manufactured by an ISO 9001 and ISO 14001 registered company. Vent panel shall be warrantied to be free from defects in material or workmanship under normal use and conditions for the lifetime of the product.

- VT perforation pattern shall be: 5/32" dia. hole, with 3/16" staggered centers
Open Area 63%
- VTF perforation pattern shall be: 1/16" dia. hole, with 1/8" staggered centers
Open Area 23%
- VTP slot pattern shall be: 0.075" x 3.125" obround on 0.313" centers (horiz.)
Open Area 21%
- EVT slot pattern shall be: 0.075" x 1.25" obround on 0.313" centers (vert.)
Open Area 17%

Vent Panel basic dimensions



PART #	RACKING HEIGHT	FINISH
CVTP-1	1.75 (1 space)	Silver Brushed and Anodized
CVTP-2	3.50 (2 space)	Silver Brushed and Anodized
CVTP-3	5.25 (3 space)	Silver Brushed and Anodized
EVT-1	1.75 (1 space)	Black Powder Coat
EVT-2	3.50 (2 space)	Black Powder Coat
EVTA-1	1.75 (1 space)	Black Brushed and Anodized
EVTA-2	3.50 (2 space)	Black Brushed and Anodized
EVTC-1	1.75 (1 space)	Silver Brushed and Anodized
EVTC-2	3.50 (2 space)	Silver Brushed and Anodized
VT-1	1.75 (1 space)	Black Powder Coat
VT-2	3.50 (2 space)	Black Powder Coat
VT-3	5.25 (3 space)	Black Powder Coat
VT-4	7 (4 space)	Black Powder Coat
VTF-1	1.75 (1 space)	Black Powder Coat
VTF-2	3.50 (2 space)	Black Powder Coat
VTF-3	5.25 (3 space)	Black Powder Coat
VTF-4	7 (4 space)	Black Powder Coat
VTP-1	1.75 (1 space)	Black Brushed and Anodized
VTP-2	3.50 (2 space)	Black Brushed and Anodized
VTP-3	5.25 (3 space)	Black Brushed and Anodized