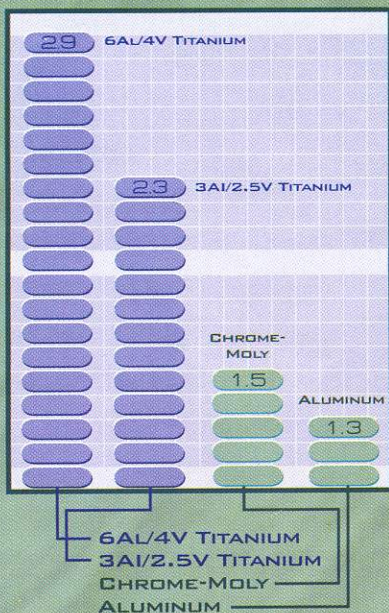






***YIELD STRENGTH/WEIGHT



The strength, lightweight, corrosion-resistant and "magical-ride" qualities of titanium outperforms even the most popular aluminum and steel materials for manufacturing bicycles. Although cyclists have asked us to compare titanium to carbon fiber, it is nearly impossible to compare any material to carbon fiber. There are no standards and too many variables among different manufacturers. Carbon is dependent on how many strands are used, what direction they are wrapped, what shapes they form and what type of glue holds them together. While many carbon fiber designs seem durable, few have longer than a 5-year warranty. Litespeed bicycles, on the other hand, have lifetime warranties.

Litespeed's winning legacy begins with titanium—certified aerospace grades 3Al-2.5V and 6Al-4V. No other material has performance characteristics more perfectly suited to cycling.

- Its strength-to-weight ratio is on average 75 percent greater than the most popular aluminum and steel materials used in cycling, allowing us to make stronger, lighter bikes.
- Its fatigue life is 5 times greater than that of steel or aluminum, so bikes last longer.
- Its molecular structure has the unique ability to dampen vibrations without deadening the overall feel of the bike, providing a "magical-ride" quality with the liveliness of high-quality steel tubes, the shock absorbency of good carbon fiber, and the stiffness of aluminum.
- Its structural design versatility allows us to combine alloys and tube sizes to create any level of stiffness desired.

Then, as if the strength, lightweight, corrosion-resistant and "magical-ride" qualities of titanium weren't already an unbeatable performance combination, we make it better, stronger, lighter. Because in more than 45 years of titanium fabricating experience, we've never been satisfied with accepting current technology. Every day we focus on advancing the state-of-the-art in cycling technology—a commitment that has helped us to develop exclusive processes for enhancing the performance characteristics of titanium.

COLD-WORKING

Litespeed is the only company in the world to extensively cold-work titanium for bicycles. Cold-working is a process of shaping titanium at room temperature, resulting in an increase of up to 45 percent in the material's strength, stiffness and hardness. This process allows us to make the world's stiffest, strongest and most durable titanium bicycle frame.

SUPER-STRONG 6Al-4V TITANIUM

Litespeed is also the only company in the world to use the super-strong 6Al-4V titanium alloy extensively in bicycles. Since it is difficult to machine and fabricate, other companies are limited to using this alloy for dropouts, cable guides and other small parts. At Litespeed, we actually create tubing from this super-strong material. Several of our models use a combination of 6Al-4V and 3Al-2.5V, and our Vortex and Tellico frames use 6Al-4V extensively.

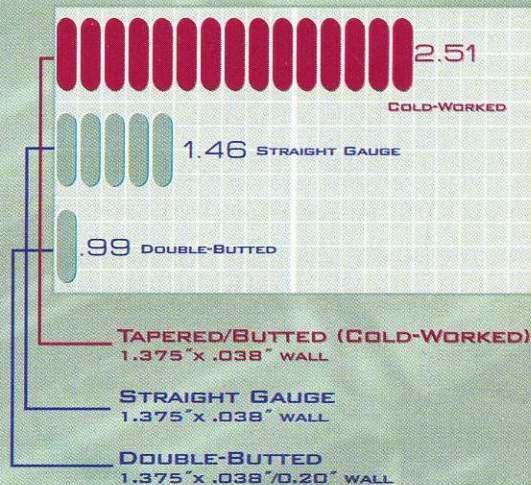
CUSTOM MADE

What's more, we make every single part of our bicycles—from dropouts to braze-ons. Every frame we make has a custom tubeset designed not only for each model, but for each size as well. Each tube is specified by size and strength to meet a wide range of performance needs.

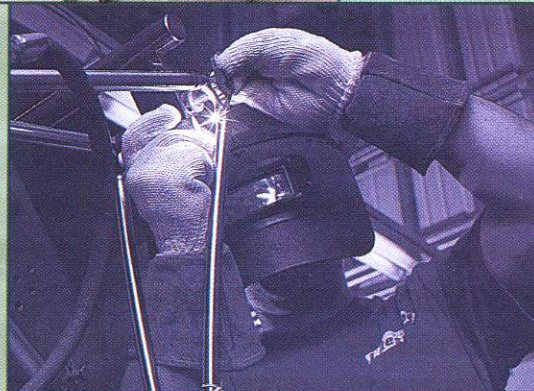


LABORATORY MANUFACTURING ENVIRONMENT

Call us obsessive, but we actually generate our own Argon welding gas on site. It's delivered directly to our welders' work stations in one step through a completely enclosed system. This process avoids exposure to weld-threatening contaminants that commercially available Argon can come in contact with through normal industry distribution channels. The purity of our welds is further protected by our carefully controlled welding environment, where fabricators even wear special gloves to prevent the transfer of skin oils and other elements which might compromise a weld. We also clean all our frames with a unique process called flashing. This process dries frame parts at a specific rate to remove all residue elements. And to ensure final weld integrity, we recurrently X-ray the welds on our frames.


COLD-WORKED VS. STANDARD TUBESETS



This chart represents the relative ability of a specified downtube to resist a 150 lb load on a 170 mm crank arm.




EXACTING STANDARDS




When welding titanium, it is best to match the parent metal with the filler metal. Litespeed is the only manufacturer in the world to do this. Although it requires custom ordering, it's well worth the extra effort. Our spec-matched, weld-filler metals have better affinity for their frame metals, and therefore superior weld characteristics—one reason why our frames can withstand more than a million simulated pedal strokes of up to 400 pounds of torque. Another reason for their endurance could be that we only use super-strong 6Al-4V titanium for our bottom bracket shells. Oh, and did we mention the custom, proprietary alloy we use to manufacture our dropouts? It's so rare we have to order it a year in advance.

UNCOMPROMISING CRAFTSMANSHIP



With generations of titanium-working knowledge, the technicians who fabricate Litespeeds know titanium like Italian stone carvers know marble. And they work it with the same passion—the passion that drives perfection. How else can we continually fit mitered tube joints within 15 thousandths of an inch before welding? Why else would we care to make our own tooling, fixtures and dies? Or every single minute part of our bicycles right down to the cable guides? Because to us cycling is an art—the art of propulsion.

MADE TO ORDER



You see, at Litespeed there is nothing we won't do to build your dream bike. We'll even design your bike to order. You'd be surprised (or maybe not) by how many world-class professionals compete on custom-designed and built Litespeeds. What may also surprise you is that getting your own made-to-order Litespeed is as simple as it is rewarding. Just call us.

HOW TO CHOOSE A LITESPEED

FINDING A BIKE

This catalog is organized as follows:

- Road Bikes
- Mountain Bikes
- Apparel and Accessories
- Geometry
- Componentry

All bikes are shown with optional equipment (not standard). When you've selected the basic bike style you're interested in, you can consult the geometry and componentry sections for specific performance characteristics and options.

PRICING

There are no specific prices listed in this catalog, except on apparel and accessories.

To obtain pricing:

- Call Litespeed and request a mail, fax, email or verbal quote of current U.S. suggested retail prices.
- Visit our web site at www.litespeed.com for a listing of current U.S. suggested retail prices.
- Or visit your local Litespeed dealer. For a dealer near you, just call Litespeed.

FRAME STYLE

In choosing a frame be sure to consider your body size, riding style and your riding/racing requirements. If you already own a bike and like its fit, try to match its measurements. Don't worry if you can't find an exact match—the varying size options of stems, seatposts, saddles, handlebars and crankarms will generally adjust to compensate. If you have any questions, let us help you find the perfect frame.

FORK OPTIONS

We offer a variety of fork options for both mountain and road bikes to suit your riding style. Fork options are listed in the componentry section on page 39. If you are unsure about which fork will best fit your riding style, consult your local dealer.

COMPONENTS

Recommended component groups for maximum performance are listed with each bicycle. For a detailed description of what each group contains, see the componentry listing on pages 38-39.

We encourage you to consider Litespeed titanium component upgrades featured on page 35.

Our stems, seatposts, and handlebars enhance performance and significantly reduce the weight of any standard component group.


CUSTOM DESIGN ORDERS

The best way to get started is to call us. We will help you define the characteristics of your dream bike by analyzing your personal riding style, physical attributes (longer than normal torso, inseam, etc.) as well as component and finish preferences. Then we'll help you locate the Litespeed dealer nearest you to assist in sizing and geometry specifications. We will then complete the design and forward drawings to the dealer for your approval to build.

QUESTIONS/PURCHASING

Call, fax, mail, or email Litespeed. We will be happy to answer any questions you may have, give you accurate information about inventory and componentry, and assist you in locating the dealer nearest you.

Litespeed Titanium Bicycles
P.O. Box 22666
Chattanooga, TN 37422
phone 423.238.5530 fax 423.238.4999
email tirules@litespeed.com




Why did seven different countries use Litespeeds to compete in the 1996 Olympic Games? Perhaps it's because the number of Litespeed World and National Championships, Tour de France stage victories and triathlon wins continue to make it clearer every day that there's nothing quite like the pure titanium propulsion of a Litespeed road or sport bike.

In fact, the unmatched aerodynamics, stiffness and comfort of Litespeed titanium road and sport bikes have made them the world's most desired bicycles, according to a variety of national magazine reader surveys.

And there are a lot of reasons for this popularity. Litespeed geometry allows riders to carve tighter corners and still maintain straight-line stability. Litespeed radial seatstay technology adds more rider comfort and greater energy transfer. Litespeed lateral rigidity and vertical compliance ensure climbing, acceleration and comfort. And Litespeed's hand working of every tube, braze-on and dropout right down to the finish adds unbeatable strength, comfort and aesthetic appeal to these remarkable bikes.

So if you're looking for precise handling, screaming acceleration, superb cornering, and rail-like stability, you're looking at the right bikes.

ROAD BIKE



ES

Oversize 3Al-2.5V seamless titanium tubeset provides a perfect balance of comfort, stiffness and durability

Cold-worked radial seatstays for a stiffer more comfortable ride

Classic European geometry ensures precise handling, smooth acceleration and excellent climbing ability

Clearance for triple front chainrings

New cable adjustment ferrules near the headtube

Bright Brushed frame finish

NATCHEZ

NATCHEZ (natch' iz), n., v., natchezing. —n. 1. a member of an ancient Moskhogean Indian tribe that inhabited the lower Mississippi River. 2. the 19th century trade route of early settlers to the Port of Natchez, Mississippi. 3. the national scenic parkway extending over 500 miles between the hills of Nashville, Tennessee, and the deltas of Natchez, Mississippi, that is a favorite scenic getaway for cyclists. 4. the Litespeed road bike most often seen gliding effortlessly along this historic corridor to the West. —v.t. 5. to intuitively and gracefully skim over the contours of the landscape.



Cold-worked radial seatstays enhance lateral stiffness for sharper tracking and vertical compliance for a more comfortable ride.



FORK OPTIONS

TIME EQUIPE CARBON
LOOK AERO CARBON
LOOK LDS PRO CARBON
LOOK HSC CARBON

COMPONENT SELECTIONS

SHIMANO 105 5500
(DOUBLE OR TRIPLE CHAINRINGS)
SHIMANO ULTEGRA
(DOUBLE OR TRIPLE CHAINRINGS)
CAMPAGNOLO CHORUS

CLASSIC

CLASSIC (Klaś'ik), n., v., -adj., n. 1. serving as the standard or traditional model. 2. the definitive road bike from Litespeed, combining traditional styling with state-of-the-art technology. 3. a Litespeed with classic road geometry for carving tight corners and maintaining straight-line stability; tapered/butted rear stays for lateral rigidity and vertical compliance; and the unmatched comfort of titanium. 4. a high-performance bike that equally suits the USCF racer or an aggressive rider who enjoys local group rides, the Litespeed Classic is a classic.



Sculpted seat collar enhances the Classic's traditional styling.



Cold-worked, tapered/butted 3Al-2.5V titanium tubeset ensures comfort, stiffness and durability

Sculpted seat tube with welded-on binder

Tapered/butted rear stays provide lateral rigidity and vertical compliance for sure climbing and acceleration

Classic European geometry maintains tight cornering and straight-line stability

Clearance for triple front chainrings

New cable adjustment ferrules near the headtube

Frame finish options:

- Bright Brushed
- Brilliant Polished
- Pearl White (PPG 1998 Mercedes-Benz White Pearl Mica)
- Metallic Black (PPG 1998 Ferrari Nero Daytona Met)
- Bright Red (PPG 1998 Ferrari Rosso Corsa)
- Metallic Blue (PPG 1998 Ferrari Blu Tour De France Met)

DIFFERENCES FROM NATCHEZ

TAPERED/BUTTED TUBESET
BRAZE-ON FRONT DERAILLEUR
SCULPTED SEAT TUBE
WELDED-ON BINDER
MULTIPLE FINISH OPTIONS

COMPONENT SELECTIONS

SHIMANO 105 5500 (DOUBLE OR TRIPLE CHAINRINGS)
SHIMANO ULTEGRA (DOUBLE OR TRIPLE CHAINRINGS)
CAMPAGNOLO CHORUS
SHIMANO DURA-ACE
CAMPAGNOLO RECORD

FORK OPTIONS

TIME EQUIPE CARBON
LOOK AERO CARBON
LOOK LDS PRO CARBON
LOOK HSC CARBON

TUSCANY



The 47cm Tuscany is proportionally designed around a 650c wheel set to accommodate a scaled rider fit for uncompromised performance and comfort.



FORK OPTIONS

TIME EQUIPE CARBON
LOOK AERO CARBON
LOOK LDS PRO CARBON
LOOK HSC CARBON

COMPONENT SELECTIONS

SHIMANO 105 5500	SHIMANO DURA-ACE
SHIMANO ULTEGRA	CAMPAGNOLO RECORD
CAMPAGNOLO CHORUS	

TUSCANY

TUSCANY (Tuś kənē), n., v., tuscanning. —n. 1. a region in West-central Italy known as a Mecca for the world's finest, professional cyclists. 2. a place where days are filled with arduous training rides along the beautiful Tyrrhenian Sea, or through the rolling Tuscan hills. 3. a Litespeed bicycle durable enough for everyday training, yet with all the performance characteristics needed to win races. 4. a lightweight, responsive, stiff bicycle that was built to race, often perceived as a 3Al-2.5V Vortex. —v.t. 5. to aspire to racing in its purest form.

Cold-worked, tapered/butted 3Al - 2.5V seamless titanium tubeset ensures comfort, stiffness and durability

Cold-worked radial seatstays for enhanced lateral stiffness and vertical compliance

Aggressive, stable geometry

New cable adjustment ferrules near the headtube

Frame finish options:

- Bright Brushed
- Pearl White (PPG 1998 Mercedes-Benz White Pearl Mica)
- Metallic Black (PPG 1998 Ferrari Nero Daytona Met)
- Bright Red (PPG 1998 Ferrari Rosso Corsa)
- Metallic Blue (PPG 1998 Ferrari Blu Tour De France Met)



DIFFERENCES FROM CLASSIC

RADIAL SEATSTAYS
SHORTER CHAINSTAYS
ALUMINUM SEAT COLLAR

Cold-worked, tapered/butted 3Al-2.5V and super-strong 6Al-4V titanium tubeset blend for the ultimate in handling, acceleration, cornering and comfort

Bladed aero 6Al-4V downtube

Cold-worked, aero-radial seatstays for enhanced lateral stiffness, increased aerodynamics and vertical compliance

Braze-on front derailleur mount

New cable adjustment ferrules near the headtube

Frame finish options:

- Bright Brushed
- Brilliant Polished
- Pearl White (PPG 1998 Mercedes-Benz White Pearl Mica)
- Metallic Black (PPG 1998 Ferrari Nero Daytona Met)
- Bright Red (PPG 1998 Ferrari Rosso Corsa)
- Metallic Blue (PPG 1998 Ferrari Blu Tour De France Met)

Hand-formed, bladed 6Al-4V downtube for unmatched aerodynamics and strength.



ULTIMATE

ULTIMATE (ul'ta mit), -adj., n. 1. furthest, farthest or highest. 2. representing a point beyond which improvement seems impossible. 3. the Litespeed bike that, after winning countless professional races and titles, has become the most sought after bicycle in the world. 4. a unique bike made from a combination of swaged and tapered 3Al-2.5V and super-strong 6Al-4V titanium tubes for precise handling, superb cornering and screaming acceleration.



FORK OPTIONS

TIME EQUIPE CARBON
LOOK AERO CARBON
LOOK LDS PRO CARBON
LOOK HSC CARBON

COMPONENT SELECTIONS

SHIMANO ULTEGRA
CAMPAGNOLO CHORUS
SHIMANO DURA-ACE
CAMPAGNOLO RECORD



DIFFERENCES FROM TUSCANY

MORE COLD-WORKED, AERO TUBESET
6AL-4V AERO DOWNTUBE
AERO-RADIAL SEATSTAYS
MORE AGGRESSIVE GEOMETRY
MORE SIZE OPTIONS

Super-light, super-strong 6Al-4V titanium tubeset

Cold-worked, aero-radial seatstays for enhanced lateral stiffness, increased aerodynamics and vertical compliance

New cable adjustment ferrules near the headtube

Biaxially ovalized downtube

Frame finish options:

- Bright Brushed •
- Pearl White (PPG 1998 Mercedes-Benz White Pearl Mica) •
- Metallic Black (PPG 1998 Ferrari Nero Daytona Met) •
- Bright Red (PPG 1998 Ferrari Rosso Corsa) •
- Metallic Blue (PPG 1998 Ferrari Blu Tour De France Met) •

VORTEX

VORTEX (vôr'teks), -n. 1. a violent, whirling mass of fire, water or air having an irresistible attraction. 2. the world's lightest, stiffest and most durable high-performance bike. 3. the only road bike in the world made extensively of super-strong 6Al-4V titanium for instantaneous acceleration, rail-like descent stability, well-balanced geometry and unbelievable light weight. 4. the Litespeed cyclists can't help but be drawn to.



The combination of 6Al-4V titanium tubing and an aero-radial seatstay creates a remarkably strong, light bicycle.



FORK OPTIONS

TIME EQUIPE CARBON
LOOK AERO CARBON
LOOK LDS PRO CARBON
LOOK HSC CARBON

COMPONENT SELECTIONS

SHIMANO DURA-ACE
CAMPAGNOLO RECORD



DIFFERENCES FROM ULTIMATE

MORE GOLD-WORKED, 6AL-4V TUBESET
BIAXIALLY OVALIZED DOWNTUBE
CONVENTIONAL ROAD RACE GEOMETRY



FORK OPTIONS

TIME EQUIPE CARBON
LOOK AERO CARBON
LOOK LDS PRO CARBON
LOOK HSC CARBON

COMPONENT SELECTIONS

SHIMANO DURA-ACE
CAMPAGNOLO RECORD

LIÈGE

LIÈGE (lē āzh'), -n. 1. the start and finish town in Belgium of the World Cup spring classic Liège-Bastogne-Liège. 2. a pinnacle road-race challenge. 3. the revolutionary super-light, super-strong, super-stiff Litespeed 6Al-4V/3Al-2.5V bike. 3. the new standard of elite road bikes, featuring all the stiffness of a sprinter, the lightness of a climber, and toughness of a spring classic.

Aero-radial seat stays for enhanced lateral stiffness, increased aerodynamics and vertical compliance


Tapered bladed downtube for superior stiffness and aerodynamics

Race-tuned geometry

New cable adjustment ferrules near the headtube

Frame finish:

- Bright Brushed
- Pearl White (PPG 1998 Mercedes-Benz White Pearl Mica)
- Metallic Black (PPG 1998 Ferrari Nero Daytona Met)
- Bright Red (PPG 1998 Ferrari Rosso Corsa)
- Metallic Blue (PPG 1998 Ferrari Blu Tour De France Met)



The most advanced cold-worked 6Al-4V/3Al-2.5V blended tubeset gives this bike the greatest strength-to-weight-to-aerodynamics ratio in the world.



DIFFERENCES FROM VORTEX

BLADED AERO 6AL-4V DOWNTUBE

DIFFERENCES FROM ULTIMATE

MORE COLD-WORKED 6AL-4V TUBESSET
CONVENTIONAL ROAD RACE GEOMETRY

Oversize 3Al-2.5V seamless titanium tubeset provides a perfect balance of comfort, stiffness and durability

Oversize S-bend seatstays and chainstays for stiffness, tire clearance and rear-brake power

Front and rear cantilever brakes for tire and fender clearance and greater stopping power

Clearance for 38mm tires or 32mm tires with fenders

Rack braze-ons

Clearance for triple chainrings

New cable adjustment ferrules near the headtube

Frame finish options:

Bright Brushed •

Pearl White (PPG 1998 Mercedes-Benz White Pearl Mica) •

Metallic Black (PPG 1998 Ferrari Nero Daytona Met) •

Bright Red (PPG 1998 Ferrari Rosso Corsa) •

Metallic Blue (PPG 1998 Ferrari Blu Tour De France Met) •

BLUE RIDGE

Blue Ridge (bloo rij), n., v., bluezing. —n. 1. a region of the Appalachian Mountain range that attracts touring cyclists from all over the world. 2. a fast Litespeed century bike that's suitable for racing, yet with the addition of racks and panniers is a comfortable, high-performance sport touring bike. 3. a bicycle that lays to rest the notion that a good sport touring bike and century bike are two different breeds. —v.t. 4. to effortlessly propel yourself through mountainous terrain while enjoying your surroundings.



With rack braze-ons for easy travel and cantilever brakes for extra tire clearance and stopping power, this bike is a sport touring dream.



FORK OPTIONS

CHROME-MOLY FORK
WITH RACK MOUNTS

COMPONENT SELECTIONS

SHIMANO ULTEGRA TOURING TRIPLE
SHIMANO 105 TOURING TRIPLE

DIFFERENCES FROM STD. ROAD FRAME

MORE RELAXED
GEOMETRY
GREATER STABILITY
SHORTER TOP TUBE
HIGHER BOTTOM
BRACKET

GREATER TIRE
CLEARANCE
CANTILEVER BRAKE
MOUNTING
STANDARD RACK
MOUNTS

APPALACHIAN

APPALACHIAN (ap' ə lā chē ən), n., v., apping. —n. 1. a mountainous region rising from North Georgia to West Virginia noted for its exceptional network of diverse riding possibilities, ranging from scenic byways to smooth single and double track. 2. a popular area for multiple terrain and cyclo-cross racing. 3. the Litespeed road/sport bike built for steady, reliable performance on road and agile handling in rough off-road conditions. 4. a bicycle that combines all Litespeed's titanium frame benefits with racing cyclo-cross component groups for epic on and off-road rides. —v.t. 5. unrestrained cycling.

○ Oversize 3Al-2.5V seamless titanium tubeset provides a perfect balance of comfort, stiffness and durability

○ Oversize S-bend seatstays and chainstays

○ Front and rear cantilever brakes

○ Clearance for 38mm knobbie tires or 32mm slick tires with fenders

○ Rack braze-ons

○ Clearance for triple chainrings

○ New cable adjustment ferrules near the headtube

○ Bright Brushed frame finish



Shorter toptube and higher bottom bracket than standard road bikes to provide greater stability and clearance when off-roading.



DIFFERENCES FROM BLUE RIDGE

COMPONENT GROUP CHOSEN

COMPONENT SELECTIONS

SHIMANO ULTEGRA CYCLO-CROSS

FORK OPTIONS

KINESIS CROSS ALUMINUM

APPALACHIAN

APPALACHIAN (ap'ə lā chē ən), n., v., apping. —n.

1. a mountainous region rising from North Georgia to West Virginia noted for its exceptional network of diverse riding possibilities, ranging from scenic byways to smooth single and double track. 2. a popular area for multiple terrain and cyclo-cross racing. 3. the Litespeed road/sport bike built for steady, reliable performance on road and agile handling in rough off-road conditions. 4. a bicycle that combines all Litespeed's titanium frame benefits with racing cyclo-cross component groups for epic on and off-road rides. —v.t. 5. unrestrained cycling.

Oversize 3Al-2.5V seamless titanium tubeset provides a perfect balance of comfort, stiffness and durability

Oversize S-bend seatstays and chainstays

Front and rear cantilever brakes

Clearance for 38mm knobbie tires or 32mm slick tires with fenders

Rack braze-ons

Clearance for triple chainrings

New cable adjustment ferrules near the headtube

Bright Brushed frame finish



Shorter toptube and higher bottom bracket than standard road bikes to provide greater stability and clearance when off-roading.



DIFFERENCES FROM BLUE RIDGE

COMPONENT GROUP CHOSEN

COMPONENT SELECTIONS

SHIMANO ULTEGRA CYCLO-CROSS

FORK OPTIONS

KINESIS CROSS ALUMINUM

Cold-worked, aero-oval 3Al-2.5V titanium tubeset

Cold-worked radial seatstays enhance rider comfort and provide greater energy transfer

78-degree seattube for a forward, fast and aerodynamic rider position

650c wheels (26-inch) further reduce wind drag

New cable adjustment ferrules near the headtube

Bright Brushed frame finish

TACHYON

TACHYON (tak'ə on), -vt., n. 1. of or having to do with generating velocity. 2. the reigning triathlon performance bike. 3. the lightweight, aerodynamic, comfortable, easy-handling Litespeed that other triathlon bikes wish they could be.

78-degree seattube provides a forward, fast and more aerodynamic rider position.



FORK OPTIONS

LOOK AERO CARBON

COMPONENT SELECTIONS

SHIMANO ULTEGRA TRIATHLON/TIME TRIAL
SHIMANO DURA-ACE TRIATHLON/TIME TRIAL

BLADE

BLADE (blād), – n. 1. the cutting edge of speed. 2. the most aerodynamic production time-trial bike in the world. 3. the Litespeed bike that after years of wind-tunnel testing, winning the 1995, 1996 and 1997 U.S. National Time-Trial Championships, being the number one bike of choice for the 1996 Olympic Games, and winning two world titles in 1997 track events, has established itself as the undisputed leader in high-speed cycling.

Cold-worked 3Al-2.5V and 6Al-4V combined titanium tubeset

Bladed aero 6Al-4V downtube

Headtube nosecone provides even greater aerodynamics

Cold-worked, aero-radial seatstays enhance rider comfort and provide greater energy transfer

78-degree seattube for a forward, fast and aerodynamic rider position

650c wheels (26-inch) further reduce wind drag

New cable adjustment ferrules near the headtube

Bright Brushed frame finish



Newly revamped, super-strong 6al - 4V titanium downtube and nosecone provide blade-like aerodynamic performance.



DIFFERENCES FROM TACHYON

6Al-4V AERO-DOWNTUBE
MORE AERODYNAMIC FRAME DESIGN

COMPONENT SELECTIONS

SHIMANO ULTEGRA TRIATHLON/TIME TRIAL
SHIMANO DURA-ACE TRIATHLON/TIME TRIAL

FORK OPTIONS

LOOK AERO CARBON

A massive 2-inch diameter, biaxially ovalized/cold-worked 6Al-4V downtube is combined with a 1 1/2 inch X 2 5/8 inch 6Al-4V boomtube to create the stiffest and lightest tandem in the world. The bike weighs just 31 pounds!



FRAME SIZES

SHIMANO ULTEGRA TANDEM
TRIPLE

TALIANI

TALIANI (taleé on eé), — n. 1. a Cherokee Indian phrase meaning group of two. 2. the phenomenally stiff, unbelievably lightweight and reassuringly stable Litespeed titanium tandem. 3. the tandem experience of a lifetime.

Cold-worked 3Al-2.5V/6Al-4V titanium tubeset blend

Massive 6Al-4V boomtube and downtube

Pierced, not spliced, toptube

Mountain style brake bosses for greater braking power

Custom frame design available

Frame Finish Options:

- Bright Brushed
- Custom Paint

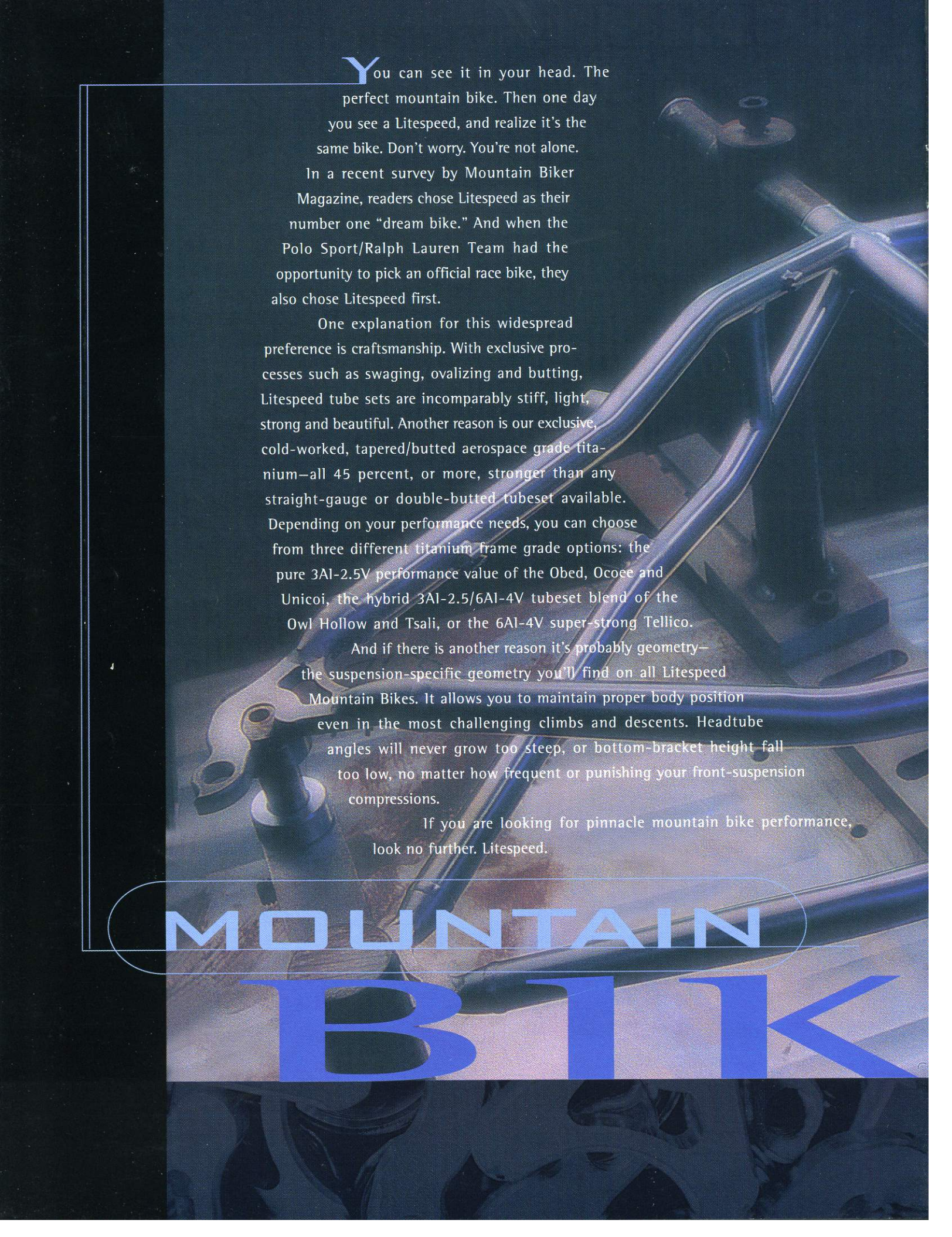


COMPONENT SELECTIONS

SMALL
MEDIUM
LARGE
CUSTOM SIZES AVAILABLE UPON REQUEST

FORK OPTIONS

CHROME-MOLY




You can see it in your head. The perfect mountain bike. Then one day you see a Litespeed, and realize it's the same bike. Don't worry. You're not alone. In a recent survey by Mountain Biker Magazine, readers chose Litespeed as their number one "dream bike." And when the Polo Sport/Ralph Lauren Team had the opportunity to pick an official race bike, they also chose Litespeed first.

One explanation for this widespread preference is craftsmanship. With exclusive processes such as swaging, ovalizing and butting, Litespeed tube sets are incomparably stiff, light, strong and beautiful. Another reason is our exclusive, cold-worked, tapered/butted aerospace grade titanium—all 45 percent, or more, stronger than any straight-gauge or double-buttet tubeset available. Depending on your performance needs, you can choose from three different titanium frame grade options: the pure 3Al-2.5V performance value of the Obed, Ocoee and Unicoi, the hybrid 3Al-2.5/6Al-4V tubeset blend of the Owl Hollow and Tsali, or the 6Al-4V super-strong Tellico.

And if there is another reason it's probably geometry—the suspension-specific geometry you'll find on all Litespeed Mountain Bikes. It allows you to maintain proper body position even in the most challenging climbs and descents. Headtube angles will never grow too steep, or bottom-bracket height fall too low, no matter how frequent or punishing your front-suspension compressions.

If you are looking for pinnacle mountain bike performance, look no further. Litespeed.

MOUNTAIN
BIKE



ES

OBED

OBED (O'bed), n., v., obeying. —n. 1. a wild, scenic river that cuts deep into the sandstone of the Cumberland Plateau in East Tennessee. 2. a rough wilderness terrain cut by turbulent waters. 3. a Litespeed Mountain Bike tough enough to cut through the most rugged terrain and still compliment the beauty of its natural surroundings. —v.t. 4. to ride undaunted by a challenging wilderness, as if one with nature.



Unique S-bend seatstays add extra stiffness, tire clearance and braking power.

Cold-worked, tapered/butted, ovalized 3Al-2.5V titanium tubeset

New, biaxially ovalized downtube for a stiff ride

New rider-friendly, smooth cable guides—they look sharp, but don't feel sharp

S-bend seatstays for added stiffness and better braking modulation

New, multiplane, asymmetric chainstays for greater lateral stiffness, reduced chain slap, and excellent crank-arm and tire clearance

Suspension-specific geometry for maximum control

Convenient, dual water-bottle mounts

Bright Brushed frame finish



FORK OPTIONS

ROCK SHOX SID SL
ROCK SHOX SID XC

COMPONENT SELECTIONS

SHIMANO XT
SHIMANO XTR

Cold-worked, tapered/butted, ovalized 3Al-2.5V titanium tubeset

New, biaxially ovalized downtube for a stiff ride

New rider-friendly, smooth cable guides—they look sharp, but don't feel sharp

New, multiplane, asymmetric chainstays for greater lateral stiffness, reduced chain slap, and excellent crank-arm and tire clearance

S-bend seatstays for added stiffness and enhanced braking power

Suspension-specific geometry for maximum control

Convenient, dual water-bottle mounts

Bright Brushed frame finish

OCOEE

OCOEE (Ó kō éé), n., v., ocoeeing. —n. 1. an East Tennessee river gorge cut by a millennium of raging currents and walled by steep, rocky, mountain forests. 2. the fast-current river that continues to shape the destiny of the gorge, moving thousand-ton boulders and relentlessly carving the landscape. 3. a Litespeed Mountain Bike that can withstand violent levels of punishment. —v.t. 4. to ride with reckless abandon through treacherous terrain and emerge unscathed.



New, multiplane asymmetric chainstays enhance lateral stiffness and reduce chain slap while still providing excellent crank-arm and tire clearance.



DIFFERENCES FROM OBED

MORE SIZE OPTIONS
LARGER DIAMETER TOP TUBE FOR GREATER STIFFNESS
LARGER DIAMETER SEAT AND CHAINSTAYS

COMPONENT SELECTIONS

SHIMANO XT
SHIMANO XTR

FORK OPTIONS

ROCK SHOX SID SL
ROCK SHOX SID XC



DIFFERENCES FROM DCOEE

6Al-4V BIAXIALLY OVALIZED DOWNTUBE

TAPERED/BUTTED TOPTUBE

Cold-worked, tapered/butted 3Al-2.5V/6Al-4V titanium tubeset blend

Massive, 2-inch, 6Al-4V biaxially ovalized downtube for an even stiffer ride

New rider-friendly, smooth cable guides—they look sharp, but don't feel sharp

S-bend seatstays for added stiffness and better braking modulation

New, multiplane, asymmetric chainstays for greater lateral stiffness, reduced chain slap, and excellent crank-arm and tire clearance

Suspension-specific geometry for maximum control

Convenient, dual water-bottle mounts

Bright Brushed frame finish

OWL HOLLOW

OWL HOLLOW (ōul hol'ō), n., v., hollowing. —n. 1. a deceptively sleepy cove in East Tennessee creased with steep, rocky ridges and wet slippery hollows—a terrain as beautiful as it is foreboding. 2. the Litespeed mountain bike designed for riders who enjoy tempting fate—who will take on any landscape that makes their hair stand on end. —v.t. 3. to put everything you've got into a ride—emptying yourself of all mental and physical energy.



Massive, 2-inch, 6Al-4V biaxially ovalized downtube. It's vertically ovalized at the head tube and horizontally ovalized at the downtube for the stiffest ride.



COMPONENT SELECTIONS

SHIMANO XT
SHIMANO XTR

FORK OPTIONS

ROCK SHOX SID SL
ROCK SHOX SID XC

TELLICO

TELLICO (tel'e ko), n., v., tellicoing. —n. 1. the lightest most durable mountain bike in existence. 2. the bike of choice for the Polo Sport World Cup Mountain Bike team. 3. an incredible lightweight bike that will make you a better racer the day you buy it, according to Zapata Espinoza, Editor, Mountain Bike Magazine —v.t. 4. to effortlessly accelerate, climb and descend.



The incredible strength-to-weight ratio of the Tellico's 6Al-4V titanium frame makes it the lightest, strongest most durable mountain bike in existence—proof that there is no need to sacrifice performance to save weight.

Superstrong 6Al-4V titanium tubeset unbeatable for its strength and lightweight characteristics

Biaxially ovalized downtube

Oversize seatstays and chainstays for great strength and superb braking

Cross-country, suspension-specific geometry ensures precise, stable handling

New rider-friendly, smooth cable guides—they look sharp, but don't feel sharp

S-bend seatstays for added stiffness and better braking modulation

New, multiplane, asymmetric chainstays for greater lateral stiffness, reduced chain slap, and excellent crank-arm and tire clearance

Convenient dual water mounts

Bright Brushed frame finish



FORK OPTIONS

Rock Shox Sid SL
Rock Shox Sid XC

COMPONENT SELECTIONS

SHIMANO XT
SHIMANO XTR

DIFFERENCES FROM OWL HOLLOW

LIGHTER 6Al-4V TUBESET
MORE COMFORTABLE RIDE

Cold-worked 3Al-2.5V titanium tubeset

Biaxially ovalized downtube for added stiffness

Pivotless rear-suspension provides one inch of travel at the rear-wheel, yielding a stiff, smooth ride

New rider-friendly, smooth cable guides—they look sharp, but don't feel sharp

S-bend seatstays for added stiffness and more powerful braking

Asymmetric S-bend chainstays for greater lateral stiffness, and excellent crank-arm and tire clearance designed specifically for the pivotless rear suspension

Cross-country oriented geometry provides enhanced rider control

Bright Brushed frame finish

UNICOI

UNICOI (yōō nā cōy), n., v., unicoing. —n. 1. a beautiful state park in Northeast Georgia surrounded by miles of trails. 2. a low maintenance, pivotless rear-suspension system in which rear stays are controlled by a lightweight shock supported by a single internal coil spring 3. the Litespeed mountain bike rear-suspension technology that allows riders to tune the bike to their individual riding style via interchangeable coil springs —v.t. 4. hardtailing without taking a beating.



Each Unicoi bike size features custom geometry for maximum rear-suspension performance. The 18, 19.5 and 21 inch bikes have straight toptubes. The 16.5 inch, shown below, and the 14 inch, shown at left, have modified toptube configurations to maximize stand-over height.



COMPONENT SELECTIONS

SHIMANO LX
SHIMANO XT
SHIMANO XTR

FORK OPTIONS

ROCK SHOX SID XC
ROCK SHOX SID SL



DIFFERENCES FROM UNICOI

OVERSIZED TAPERED/BUTTED TOPTUBE

MASSIVE 2-INCH, 6Al-4V, BIAXIALLY OVALIZED
DOWNTUBE

TITANIUM NITRIDE COATED TITANIUM STANCHION

Cold-worked, tapered/butted 3Al-2.5V/6Al-4V titanium tubeset blend

Massive, 2-inch, biaxially ovalized downtube for a stiffer ride

Pivotless rear-suspension provides one inch of travel at the rear-wheel, yielding a stiff, smooth ride

New rider-friendly, smooth cable guides—they look sharp, but don't feel sharp

S-bend seatstays for added stiffness and more powerful braking


Asymmetric S-bend chainstays for greater lateral stiffness, and excellent crank-arm and tire clearance designed specifically for the pivotless rear suspension

Cross-country oriented geometry provides enhanced rider control

Bright Brushed frame finish

TSALI

TSALI (sál ēē'), n., v., tsaling. —n. 1. a legendary western North Carolina trail network. 2. the Litespeed mountain bike inspired by Tsali's fast and exciting single track. 3. the next level in Litespeed single-coil, rear-suspension technology —v.t. 4. holding nothing back.



The Tsali's titanium nitride coated titanium stanchion takes Litespeed's pivotless rear suspension system one step further. And just like the Unicoi, the Tsali features a modified toptube in both the 14 and 16.5 inch sizes. See the Unicoi (page 31) for details.



COMPONENT SELECTIONS

SHIMANO LX
SHIMANO XT
SHIMANO XTR

FORK OPTIONS

ROCK SHOX SID SL
ROCK SHOX SID XC

LIFETIME WARRANTY

LITESPEED WARRANTY FOR PRODUCTS MANUFACTURED BY AND BRANDED AS LITESPEED THROUGH AUTHORIZED RETAILERS

Products Manufactured By and Branded as Litespeed

Products manufactured by and branded as Litespeed are warranted against any manufacturing defects in materials and/or workmanship for as long as you own them. With a proof of purchase we will repair or replace, at our discretion, any defective frame with the same or comparable model (due to product evolution).

Product Finishes

Any finish applied by Litespeed (paint, decals, etc.) are warranted against any manufacturing defects in materials and/or workmanship for one year from date of purchase. Scratches, dings, or abrasions caused by use or handling are not considered defects.

Components

Any components not produced by Litespeed bear their manufacturer's own warranty. Any claims must be directed to said manufacturer's customer service department.

What is Not Covered

This warranty does not cover normal wear and tear, or normal maintenance items, or any damage, failure, or loss caused by accident, misuse, abuse, neglect, improper assembly, improper maintenance, or use of parts or devices not consistent with the original intent for the product sold, or failure to follow instruction for installation, assembly, or use. This warranty does not cover any products made by Litespeed but branded by another company. Such products bear their own seller's warranty.

Warranty Void

This product is not intended for use in stunt riding, ramp jumping, acrobatics, or similar activities, or with motors or power-driven vehicles. This warranty is VOID where the Litespeed product has been used in any of these ways.

NOTICE: The user assumes the risk of any personal injuries, damages to, or failures of the products, and any other losses if the Litespeed product has been used in any such event.

For How Long

The warranty coverage for all Litespeed manufactured products runs for the lifetime of the product to the original owner.

No Liability For Incidental or Consequential Damages

In no event shall Litespeed be liable for incidental or consequential damages. Some states do not allow the exclusion or limitation of incidental or consequential damages, so the above limitation or exclusion may not apply.

How Can You Get Service?

Proof of purchase is required to validate protection under the limited warranty. The return of the warranty registration card within 30 days of purchase is a condition precedent to coverage as provided herein. Claims and returns must be made through an authorized Litespeed dealer. Should you need further information, please contact Litespeed.

For information regarding the nearest dealer, write or call Litespeed at P.O. Box 22666, Chattanooga, Tennessee 37422. Phone 423/238-5530

Your Rights Under State Law

This warranty gives you specific legal rights; you may also have other rights which may vary from state to state.

Some Important Things to Remember About Your Warranty

- This warranty applies only to the original owner.
- All claims must be processed through an authorized Litespeed bicycle retailer.
- This warranty is void if your bicycle is subjected to abuse, alterations, modifications, improper maintenance, or other abnormal, excessive, or improper conditions.
- This warranty offers no cash refunds.
- Freight costs and any labor charges for part change overs, assembly, or disassembly are the responsibility of the owner.

APPAREL



A) SHORT SLEEVE Pro-fit™ JERSEY TVX™
by Giordana. Tactel® by Dupont
high performance wicking fibers
in traditional European sizing.
Sizes 2-8
\$71.95

B) LONG SLEEVE Pro-fit™ JERSEY TVX™
by Giordana.
Sizes 2-8 (not pictured)
\$86.95

C) SLEEVELESS Pro-fit™ JERSEY TVX™
by Giordana.
Sizes 2-8
(not pictured)
\$71.95


D) BLUE 8 PANEL SHORTS
by Giordana, Lycra® by DuPont,
CoolMax® anti-bacterial insert.
Sizes 2-6 Italian
\$67

E) SOCKS
CoolMax by DuPont,
stayfast cuff,
mesh weave upper,
white or blue
Sizes: S, M, L, XL
\$12

Size Chart for Pro-fit™ jerseys

Euro	2	3	4	5	6	7	8
USA	SM	MED	LG	XL	XXL	3XL	4XL
Chest	34"	36"	38"	40"	42"	44"	46"

ACCESSORIES



①
TITANIUM ROAD QUILL STEM
 -14° rise
 Sizes: 90, 100, 110, 120, 130mm
 Weight: Average 180 grams
 Finish: Polished/Brushed
 \$250/\$235

②
TITANIUM MOUNTAIN THREADLESS STEM
 5° rise
 Sizes: 120, 135mm
 Threadless style 1 1/8"
 Weight: Average 150 grams
 Finish: Brushed
 \$235

③
3AI - 2.5V TITANIUM MOUNTAIN MOUNTAIN BAR
 Cold-worked, seamless, bulge design
 58 cm length
 Weight: 160 grams
 Finish: Brushed
 \$95

④
TITANIUM MOUNTAIN SEAT POST
 330 mm length, 27.2 diameter
 Weight: 210 grams
 Finish: Brushed
 \$100

⑤
TITANIUM ROAD SEAT POST
 230 mm length
 27.2 mm diameter
 Weight: 180 grams
 Finish: Polished/Brushed
 \$105/\$100

⑥
TITANIUM ROAD THREADLESS STEM
 -14° and 0° rise
 Sizes: 90, 100, 110, 120, 130mm
 Threadless style 1"
 Weight: Average 150 grams
 Finish: Polished/Brushed
 \$250/\$235

⑦
ALUMINUM HANDLEBAR
 2014 Double butted
 58 cm length, 3° bend
 Laser etched
 Weight: 155 grams
 Finish: Black anodized
 \$29.95

⑧
BAR TAPE
 Off the Front
 Neoprene material, reusable, washable, and durable
 Blue, grey, yellow
 \$13.95

You can order accessories direct from Litespeed by calling 423.238.5530 or by checking our website at www.litespeed.com.

GEOMETRY

MOUNTAIN FRAME GEOMETRY - 1999

Model	Size	Top Tube	Head <	Seat <	Chainstay	BBKT Height	Wheelbase	Front Center	Fork Rake	Stand Over	Head Tube	Weight
OBED												
	14	21	71	73	16.93	11.75	39.6	22.8	1.65	27.2	4.3	3.29
	16.5	22	71.5	72.5	16.93	11.75	40.3	23.8	1.65	29	4.3	3.42
	18	22.75	71.5	72.5	16.93	11.75	41.1	24.4	1.65	30.3	4.5	3.53
	19.5	23.5	71.5	72.5	16.93	11.75	41.8	25.2	1.65	31.3	5.2	3.67
OCOEE												
	12	21	71	73	16.93	11.75	39.6	22.8	1.65	25.6	4.3	3.4
	14	21	71	73	16.93	11.75	39.6	22.8	1.65	27.2	4.3	3.39
	16	21.75	71	73	16.93	11.75	40.2	23.5	1.65	28.7	4.3	3.5
	17	22.25	71.5	72.5	16.93	11.75	40.6	23.8	1.65	29.6	4.3	3.56
	18	22.75	71.5	72.5	16.93	11.75	41.1	24.4	1.65	30.3	4.5	3.63
	19	23.25	71.5	72.5	16.93	11.75	41.5	24.8	1.65	31	5	3.72
	20	23.75	71.5	72.5	16.93	11.75	42.1	25.4	1.65	31.8	5.7	3.82
OWL HOLLOW												
	14	21	71	73	16.93	11.75	39.6	22.8	1.65	27.2	4.6	3.57
	16	21.75	71	73	16.93	11.75	40.2	23.5	1.65	28.7	4.6	3.68
	17	22.25	71.5	72.5	16.93	11.75	40.6	23.8	1.65	29.6	5	3.75
	18	22.75	71.5	72.5	16.93	11.75	41.1	24.4	1.65	30.3	5	3.82
	19	23.25	71.5	72.5	16.93	11.75	41.5	24.8	1.65	31	5	3.9
	20	23.75	71.5	72.5	16.93	11.75	42.1	25.4	1.65	31.8	5.7	3.99
	22	24.75	71.5	72	16.93	11.75	42.8	26.1	1.65	33.4	6.3	4.15
TELLICO												
	14	21	71	73	16.93	11.75	39.6	22.8	1.65	27.2	4.3	2.82
	16	21.75	71	73	16.93	11.75	40.2	23.5	1.65	28.7	4.3	2.91
	17	22.25	71.5	72.5	16.93	11.75	40.6	23.8	1.65	29.6	4.3	2.96
	18	22.75	71.5	72.5	16.93	11.75	41.1	24.4	1.65	30.3	4.5	3.01
	19	23.25	71.5	72.5	16.93	11.75	41.5	24.8	1.65	31	5	3.09
	20	23.75	71.5	72.5	16.93	11.75	42.1	25.4	1.65	31.8	5.7	3.17
UNICOI												
	14	21	71	73	16.93	11.75	39.6	22.8	1.65	27.2	4.3	3.98
	16.5	22	71.5	72.5	16.93	11.75	40.3	23.8	1.65	29	4.3	3.97
	18	22.75	71.5	72.5	16.93	11.75	41.1	24.4	1.65	30.3	4.5	4.04
	19.5	23.5	71.5	72.5	16.93	11.75	41.8	25.2	1.65	31.3	5.2	4.19
	21	24.25	71.5	72	16.93	11.75	42.4	25.8	1.65	32.6	6	4.34
TSALI												
	14	21	71	73	16.93	11.75	39.6	22.8	1.65	27.2	4.6	4.16
	16.5	22	71.5	72.5	16.93	11.75	40.3	23.8	1.65	29	4.6	4.15
	18	22.75	71.5	72.5	16.93	11.75	41.1	24.4	1.65	30.3	5.0	4.23
	19.5	23.5	71.5	72.5	16.93	11.75	41.8	25.2	1.65	31.3	5.2	4.41
	21	24.25	71.5	72	16.93	11.75	42.4	25.8	1.65	32.6	6.0	4.56

Mountain Frames: Geometry is based on a 434mm suspension fork (axle center to crown race seat) at 20mm compression, and lower stack height of 12mm. Standover Height is measured static (with no fork compression).

ROAD FRAME GEOMETRY - 1999

Model	Size	Top Tube	Head <	Seat <	Chainstay	BBKT Height	Wheelbase	Front Center	Fork Rake	Stand Over	Head Tube	Weight	Wheel Size
APPALACHAIN (w/ 700 x 38c)													
	49	50.5	71	74	42.5	27.9	97.4	55.9	4.4	76.4	9	3.43	700c
	51	52	71	73.5	42.5	27.9	98.5	57	4.4	77.7	9	3.48	700c
	53	53.5	71.5	73.3	42.5	27.9	99.5	58	4.4	79.1	9	3.53	700c
	55	55	71.5	73	42.5	27.9	100.7	59.2	4.4	80.5	9.5	3.59	700c
	57	56	72	72.8	42.5	27.9	101.1	59.6	4.4	82.3	11.2	3.67	700c
	59	57	72	72.5	42.5	27.9	101.9	60.3	4.4	84.2	13.1	3.75	700c
	61	58.5	72	72.3	42.5	27.9	103.2	61.6	4.4	86	15.1	3.83	700c
	63	60.5	72.5	72	42.5	27.9	104.2	62.7	4.4	87.8	16.7	3.92	700c
BLUE RIDGE (w/ 700 x 28c)													
	49	50.5	71	74	42.5	27.1	98.2	56.7	5.2	75.6	9	3.43	700c
	51	52	71	73.5	42.5	27.1	99.3	57.9	5.2	76.9	9	3.48	700c
	53	53.5	71.5	73.3	42.5	27.1	100.3	58.8	5.2	78.3	9	3.53	700c
	55	55	71.5	73	42.5	27.1	101.6	60	5.2	79.7	9.5	3.59	700c
	57	56	72	72.8	42.5	27.1	101.9	60.4	5.2	81.5	11.2	3.67	700c
	59	57	72	72.5	42.5	27.1	102.7	61.2	5.2	83.4	13.1	3.75	700c
	61	58.5	72	72.3	42.5	27.1	104	62.5	5.2	85.2	15	3.83	700c
	63	60.5	72.5	72	42.5	27.1	105.1	63.5	5.2	87	16.7	3.92	700c

700c Road Frames: Geometry is based on a 369mm fork (axle center to crown race seat) and lower stack height of 12mm.

650c Road Frames: Geometry is based on a 341mm fork (axle center to crown race seat) and lower stack height of 12mm.

700c Cyclocross and Touring Frames: Geometry is based on a 400mm fork (axle center to crown race seat) and lower stack height of 12mm.

700c Tandem Frames: Geometry is based on a 388mm fork (axle center to crown race seat) and lower stack height of 12mm.

Model	Size	Top Tube	Head <	Seat <	Chainstay	BBKT Height	Wheelbase	Front Center	Fork Rake	Stand Over	Head Tube	Weight	Wheel Size
-------	------	----------	--------	--------	-----------	-------------	-----------	--------------	-----------	------------	-----------	--------	------------

NATCHEZ

49	51	72	74	41.1	26.9	95.7	55.5	4.3	74.6	9	3.18	700c
51	52.5	72.5	74	41.1	26.9	96.8	56.6	4.3	76	9	3.23	700c
53	54	73	74	41.1	26.6	97.8	57.7	4.3	77.6	10.3	3.31	700c
55	55.5	73	73	41.1	26.6	98.3	58.2	4.3	79.2	12	3.38	700c
57	56.5	73	73	41.1	26.6	99.3	59.2	4.3	81.1	14	3.46	700c
59	57.5	73	73	41.1	26.3	100.2	60.2	4.3	82.7	15.7	3.53	700c
61	59	73	72.5	41.7	26.3	101.8	61.2	4.3	84.5	17.5	3.62	700c

TUSCANY

47	50.5	72	74.5	39.3	26.6	93.9	55.1	3.5	71.9	10	3.1	650c
49	51	72	74	40.6	26.9	95.2	55.5	4.3	74.6	9	3.06	700c
51	52.5	72.5	74	40.6	26.9	96.3	56.6	4.3	76	9	3.11	700c
53	54	73	74	40.6	26.6	97.3	57.7	4.3	77.6	10.3	3.19	700c
55	55.5	73	73	40.6	26.6	97.8	58.2	4.3	79.2	12	3.26	700c
57	56.5	73	73	40.6	26.6	98.8	59.2	4.3	81.1	14	3.33	700c
59	57.5	73	73	40.6	26.3	99.7	60.2	4.3	82.7	15.7	3.41	700c
61	59	73	72.5	41.1	26.3	101.2	61.2	4.3	84.5	17.5	3.49	700c

CLASSIC

49	51	72	74	41.3	26.9	95.9	55.5	4.3	74.6	9	3.14	700c
51	52.5	72.5	74	41.3	26.9	97	56.6	4.3	76	9	3.2	700c
53	54	73	74	41.3	26.6	98	57.7	4.3	77.6	10.3	3.28	700c
55	55.5	73	73	41.3	26.6	98.5	58.2	4.3	79.2	12	3.35	700c
57	56.5	73	73	41.3	26.6	99.5	59.2	4.3	81.1	14	3.43	700c
59	57.5	73	73	41.3	26.3	100.4	60.2	4.3	82.7	15.7	3.5	700c
61	59	73	72.5	41.7	26.3	101.8	61.2	4.3	84.5	17.5	3.59	700c
63	61	73	72	41.7	26.3	103.1	62.5	4.3	86.2	19.3	3.67	700c

ULTIMATE

49	51	72	74.5	39.3	26.9	94.7	56.2	4.3	75	10.1	3.25	700c
51	52.5	72.5	74	39.3	26.9	95.3	56.9	4.3	76.4	10.1	3.31	700c
53	54	73	73	39.3	26.9	95.8	57.4	4.3	77.9	10.9	3.38	700c
54	54.75	73	73	39.3	26.9	96.6	58.1	4.3	78.8	11.9	3.5	700c
55	55.5	73	73	39.3	26.9	97.3	58.9	4.3	79.7	12.8	3.54	700c
56	56	73	73	39.3	26.9	97.8	59.4	4.3	80.7	13.8	3.58	700c
57	56.5	73	73	39.3	26.9	98.3	59.9	4.3	81.7	14.8	3.63	700c
58	57	73	73	39.3	26.9	98.8	60.4	4.3	82.6	15.8	3.67	700c
59	57.5	73	73	39.3	26.9	99.3	60.9	4.3	83.6	16.8	3.71	700c
61	59	73	73	39.3	26.9	100.8	61.9	4.3	85.6	18.8	3.81	700c
63	61	73	73	40.6	26.9	103.8	64.1	4.3	87.4	20.8	3.93	700c

VORTEX

49	51	72	74	40.6	26.9	95.2	55.5	4.3	74.6	9	2.83	700c
51	52.5	72.5	74	40.6	26.9	96.3	56.6	4.3	76	9	2.87	700c
53	54	73	74	40.6	26.6	97.3	57.7	4.3	77.6	10.3	2.93	700c
55	55.5	73	73	40.6	26.6	97.8	58.2	4.3	79.2	12	2.99	700c
57	56.5	73	73	40.6	26.6	98.8	59.2	4.3	81.1	14	3.06	700c
59	57.5	73	73	40.6	26.3	99.7	60.2	4.3	82.7	15.7	3.13	700c
61	59	73	72.5	41.1	26.3	101.2	61.2	4.3	84.5	17.5	3.21	700c

LIÈGE

49	51	72	74.0	40.6	26.9	95.2	55.5	4.3	74.6	9.0	3.14	700c
51	52.5	72.5	74.0	40.6	26.9	96.3	56.6	4.3	76.0	9.0	3.18	700c
53	54	73	74.0	40.6	26.6	97.3	57.7	4.3	77.6	10.3	3.25	700c
55	55.5	73	73.0	40.6	26.6	97.8	58.2	4.3	79.2	12.0	3.32	700c
57	56.5	73	73.0	40.6	26.6	98.8	59.2	4.3	81.1	14.0	3.39	700c
59	57.5	73	73.0	40.6	26.3	99.7	60.2	4.3	82.7	15.7	3.47	700c
61	59	73	72.5	41.1	26.3	101.2	61.2	4.3	84.5	17.5	3.56	700c

TACHYON

47	49.5	72	78	39.3	27	96.1	57.1	3.5	71	11.1	3.12	650c
49	50	72	78	39.3	27	96.8	57.9	3.5	71.8	9.6	3.13	650c
51	51.5	72.5	78	39.3	27	98.1	59.1	3.5	73.8	11.4	3.2	650c
53	53	73	78	39.3	27	99.3	60.4	3.5	75.7	13.3	3.3	650c
55	55	73.5	78	39.3	27	101.1	62.1	3.5	77.6	15.2	3.39	650c
57	56.5	73.5	77	39.3	27	101.7	62.7	3.5	79.5	17	3.49	650c
59	57.5	73.5	76	39.3	27	101.7	62.8	3.5	81.2	18.8	3.56	650c
61	59.5	73	76	40.6	27	105	65.3	4	82.9	15.7	3.48	700c

BLADE

49	50	72	78	39.3	27	96.8	57.9	3.5	71.8	9.6	3.18	650c
51	51.5	72.5	78	39.3	27	98.1	59.1	3.5	73.8	11.4	3.26	650c
53	53	73	78	39.3	27	99.3	60.4	3.5	75.7	13.3	3.36	650c
55	55	73.5	78	39.3	27	101.1	62.1	3.5	77.6	15.2	3.45	650c
57	56.5	73.5	77	39.3	27	101.7	62.7	3.5	79.5	17	3.55	650c
59	57.5	73.5	76	39.3	27	101.7	62.8	3.5	81.2	18.8	3.62	650c
61	59.5	73	76	40.6	27	105	65.3	4	82.9	15.7	3.52	700c

Model	Front Size	Rear Size	Front Top Tube	Rear Top Tube	Top Tube	Head <	Front Seat <	Rear Seat <	Chainstay	Front BBKT Height	Rear BBKT Height	Wheelbase	Front Center	Boom Length	Fork Rake	Front Stand Over	Rear Stand Over	Head Tube	Weight	Wheel Size
TALIANI																				
52	49	53	67.6	120.6	73	73.5	73.8	45.1	26.8	26.8	169.2	56.4	68.7	5	77.3	74.5	10	8.4	700c	
56	52	56	70.6	126.6	73	73	73.8	45.1	26.8	28.7	175.8	58.9	72.4	5	80.8	79	13	8.8	700c	
58	53	57	72.9	129.9	73	73	73.8	45.1	26.8	28.7	178.9	59.4	75.1	5	81.7	80	14	9.0	700c	

COMPONENTRY

MOUNTAIN

Shimano®XT

Rear derailleur	XT 9-speed
Front derailleur	XT
Headset	Aheadset® AC 1 1/8"
Bottom bracket	BB-UN72
Crankset	New XT 4-Arm (170mm, 175mm)
Chainrings	42-32-22
Brake caliper	New XT V-Brake
Rapid fire lever	XT
Cassette	XT 9-speed 11-28, 11-30
Chain	CN-HG92
Wheelset	XT/Mavic X517 32H
1 1/8 Stem	Control Tech
Spokes	Wheelsmith 14/154
Spoke nipples	Alloy
Build quality	Gold
Bar	Litespeed Aluminum
Seat post	Control Tech
Saddle	Selle Italia Flite Ti
Grips	Pedra's Slimwall
Tires	IRC Mythros Kevlar Rust Wall

Shimano®XTR

Rear derailleur	XTR 9-speed
Front derailleur	XTR
Headset	Aheadset® AC 1 1/8"
Bottom bracket	1XTR 112.5 x 68
Crankset	XTR (170mm, 175mm, 177.5mm, 180mm)
Chainrings	46-34-24
Brake caliper	XTR V-Brake
Rapid fire lever	XTR
Cassette	XTR M952 12-34 Ti
Chain	CN-1G90
Wheelset	XTR/Mavic X517 32H
1 1/8 Stem	Control Tech
Spokes	Wheelsmith XL14
Spoke nipples	Alloy
Build quality	Gold
Bar	Litespeed Aluminum
Seat post	Control Tech
Saddle	Selle Italia Flite Ti
Grips	Pedra's Slimwall
Tires	IRC Mythros Kevlar Rust Wall

CYCLO-CROSS

Shimano Ultegra® 6500 Cyclocross

Rear derailleur	Ultegra 6500 SS 9-speed
Front derailleur	Ultegra 6500
Headset	Aheadset® AC 1"
Bottom bracket	Shimano 68 x 113
Crankarms/Spyder	Coak Bros. E Crank
Chainrings	Stronglight 48/36
Chaining bolts	SRP alloy
Crankarm bolts	SRP alloy
Brake caliper	XT cantilever
STI levers	Ultegra 6500
Cassette	Ultegra 6500 (11-21, 11-23, 12-21, 12-23, 12-25)
Chain	Ultegra 6500
Wheelset	Ultegra/Mavic Open Pro
Bar	TTT Forma 2
Spokes	Wheelsmith 14/156
Spoke nipples	Alloy
Build quality	Gold
Stem	Control Tech Ahead
Seat post	American Classic
Saddle	Selle Italia Flite Ti
Tape	Litespeed Blue/Grey/Yellow
Tires	IRC V-Cross 700 x 38

ROAD/SPORT TOURING

Shimano®105 5500 Triple

Rear derailleur	105 5500 GS 9-speed
Front derailleur	105 5500 Triple
Headset	105 5500
Bottom bracket	105 5500 triple
Crankset	105 5500 triple (170mm, 175mm)
Chain rings	52-42-30
Brake caliper	105 5500
STI levers	105 5500 Flight Deck compatible
Cassette	105 5500 (11-21, 11-23, 12-21, 12-23, 12-25)
Chain	105 5500
Wheelset	105/Mavic CXPP-21 32H
Bar	TTT Forma 2
Spokes	Wheelsmith 14/156
Spoke nipples	Brass
Build quality	Silver
Stem	TTT Synthesis
Seat post	American Classic
Saddle	Avocat Luna Black Cromo
Tape	Litespeed Blue/Grey/Yellow
Tires	IRC Paperlite Plus K 700 x 23

Shimano Ultegra® Touring Triple

Rear derailleur	Ultegra 6500 GS 9-speed
Front derailleur	Ultegra 6500
Headset	Aheadset® AC 1"
Bottom bracket	Ultegra 6500
Crankset	Ultegra 6500 Triple (170mm, 175mm)
Chain rings	52-42-30
Brake caliper	XT cantilever
STI levers	Ultegra 6500
Cassette	Ultegra 6500 (11-21, 11-23, 12-21, 12-23, 12-25)
Chain	Ultegra 6500
Wheelset	Ultegra/Mavic Open Pro
Spokes	Wheelsmith 14/156
Spoke nipples	Alloy
Build quality	Gold
Bar	TTT Forma 2
Stem	Control Tech
Seat post	American Classic
Saddle	Selle Italia Flite Ti
Tape	Litespeed Blue/Grey/Yellow
Tires	IRC Tandem 700x30

ROAD/TANDEM

Shimano Ultegra® Tandem Triple

Rear derailleur	Ultegra 6500 GS 9-speed
Front derailleur	Ultegra 6500
Headset	Aheadset® AC 1 1/8"
Bottom bracket	(2) Ritchey Comp BB
Tandem Crankset	Ritchey Tandem (175/175 or 175/170)
Brake caliper	XT Cantilever
STI levers	Ultegra 6500
Cassette	Ultegra 6500 (11-21, 11-23, 12-21, 12-23, 12-25, 12-27)
Skewers	Salsa 145MM Quick Release
Chain (3)	Ultegra 6500
Wheelset	Hope Tandem/Mavic T217 40H
Spokes	Wheelsmith 14/15
Spoke nipples	Brass
Build quality	Gold
Bar	TTT Forma 2 Moscow
Stem - Captain	Control Tech
Stem - Shaker	Control Tech (adjustable)
Seat post	(2) American Classic
Saddle	(2) Selle Italia Flite Ti
Tape	Litespeed Blue/Grey/Yellow
Tires	IRC Tandem 700 x 30

TRIATHLON/TIME TRIAL

Shimano Ultegra® 6500 Triathlon

Rear derailleur	Ultegra 6500 SS 9-speed
Front derailleur	Ultegra 6500
Bar end control	Dura Ace 7700
Cassette	Ultegra 6500 (11-21, 11-23, 12-21, 12-23, 12-25)
Chain	Ultegra 6500
Headset	Aheadset® AC 1"
Bottom Bracket	Ultegra 6500
Crankset	Ultegra 6500 Double (170mm, 172mm, 175mm, 177.5mm, 180mm)
Chainrings	53-39, 53-42
Brake caliper	Ultegra 6500
Brake levers	Ultegra 6403
Wheelset	Ultegra/Velocitee Deep V
Spokes	Wheelsmith 14/15
Spoke nipples	Alloy
Build quality	Gold
Bar	Profile Airwing
Clip-on	Profile Split Endz ZB
Aheadstem	Control Tech
Seat post	Profile Fastback
Saddle	Selle Italia Flite Ti
Tape	None
Tires	IRC Paperlite Plus K 700 x 23

Shimano Dura Ace® 7700 Triathlon

Rear derailleur	Dura Ace 7700 9 speed
Front derailleur	Dura Ace 7700
Bar end control	Dura Ace 7700
Cassette	Dura Ace 7700 (11-21, 11-23, 12-21, 12-23, 12-25)
Chain	Dura Ace 7700
Headset	Aheadset® AC 1"
Bottom Bracket	Dura Ace 7700
Crankset	Dura Ace 7700 (170mm, 172.5mm, 175mm, 177.5mm, 180mm)
Chainrings	53-39, 53-42
Brake caliper	Dura Ace 7700
Brake levers	Dura Ace 7402
Wheelset	Dura Ace/Velocitee Deep V 32H
Spokes	Wheelsmith 14/15
Spoke nipples	Alloy
Build quality	Gold
Bar	Profile Airwing
Clip-on	Profile Split Endz ZB
Aheadstem	Control Tech
Seat post	Profile Fastback
Saddle	Selle Italia Flite Ti
Tape	Litespeed Blue/Grey/Yellow
Tires	IRC Paperlite Plus K 700 x 23

ROAD RACING

Shimano Dura Ace® 7700

Rear derailleur	Dura Ace 7700 9-speed
Front derailleur	Dura Ace 7700
Headset	Dura Ace 7700
Bottom bracket	Dura Ace 7700
Crankset	Dura Ace 7700 (170mm, 172.5mm, 175mm, 177.5mm, 180mm)
Chainrings	53-39, 53-42
Brake caliper	Dura Ace 7700
STI levers	Dura Ace 7700
Cassette	Dura Ace 7700 9-speed (11-21, 11-23, 12-21, 12-23)
Chain	Dura Ace 7700
Wheelset	Dura Ace/Mavic Open Pro 32H
Spokes	Wheelsmith XL14
Spoke nipples	Alloy
Build quality	Wheelsmith Gold
Bar	TTT Forma 2
Stem	TTT Synthesis
Seat post	Litespeed
Saddle	Selle Italia Flite Ti
Tape	Litespeed Blue/Grey/Yellow
Tires	IRC Paperlite Plus K 700 x 23

Campagnolo Chorus

Rear derailleur	Chorus 9-Speed
Front derailleur	Chorus
Headset	Chorus
Bottom bracket	Chorus
Crankset	Chorus (170mm, 172.5mm, 175mm, 177.5mm, 180mm)
Chainrings	53-39, 53-42
Brake caliper	Chorus
Ergo levers	Chorus
Cassette	Chorus 9-speed (12-21, 12-23, 13-23, 13-26)
Chain	Record
Wheelset	Chorus/Mavic Open Pro 32H
Spokes	Wheelsmith XL14
Spoke nipples	Alloy
Build quality	Gold
Bar	TTT Forma 2 Ergopower
Stem	TTT Synthesis
Seat post	Litespeed
Saddle	Selle Italia Flite Ti
Tape	Litespeed Blue/Grey/Yellow
Tires	IRC Paperlite Plus K 700 x 23

Campagnolo Record

Rear derailleur	Record 9-Speed
Front derailleur	Record
Headset	Record
Bottom bracket	Record
Crankset	Record (170mm, 172.5mm, 175mm, 177.5mm, 180mm)
Chain rings	53-39, 53-42
Brake caliper	Record
Ergo levers	Record
Cassette	Record 9-speed (12-21, 12-23, 13-23, 13-26)
Chain	Record
Wheelset	Record/Mavic Open Pro 32H
Spokes	Wheelsmith XL14
Spoke nipples	Alloy
Build quality	Gold
Bar	TTT Forma 2 Ergopower
Stem	TTT Synthesis
Seat post	Litespeed
Saddle	Selle Italia Flite Ti
Tape	Litespeed Blue/Grey/Yellow
Tires	IRC Paperlite Plus K 700 x 23

ROAD RACING

Shimano Ultegra® 6500

Rear derailleur	Ultegra 6500 SS 9-speed
Front derailleur	Ultegra 6500
Headset	Ultegra 6500
Bottom bracket	Ultegra 6500
Crankset	Ultegra 6500 (170mm, 172.5mm, 175mm, 177.5mm, 180mm)
Chainrings	53-39, 53-42
Brake caliper	Ultegra 6500
STI levers	Ultegra 6500
Cassette	Ultegra 6500 (11-21, 11-23, 12-21, 12-23)
Chain	Ultegra 6500
Wheelset	Ultegra/Mavic Open Pro 32H
Spokes	Wheelsmith 14/15G
Spoke nipples	Alloy
Build quality	Gold
Bar	TTT Forma 2
Stem	TTT Synthesis
Seat post	American Classic
Saddle	Selle Italia Flite Ti
Tape	Litespeed Blue/Grey/Yellow
Tires	IRC Paperlite Plus K 700 x 23

Shimano Ultegra® Road Triple

Rear derailleur	Ultegra 6500 GS
Front derailleur	Ultegra 6503
Headset	Ultegra 6500
Bottom bracket	Ultegra 6500
Crankset	Ultegra 6500 Triple (170mm, 175mm)
Chainrings	52-42-30
Brake caliper	Ultegra 6500
STI levers	Ultegra 6500
Cassette	Ultegra 6500 (11-21, 11-23, 12-21, 12-23, 12-25)
Chain	Ultegra 6500
Wheelset	Ultegra/Mavic Open Pro
Spokes	Wheelsmith 14/15G
Spoke nipples	Alloy
Build quality	Gold
Bar	TTT Forma 2
Stem	TTT Synthesis
Seat post	American Classic
Saddle	Selle Italia Flite Ti
Tape	Litespeed Blue/Grey/Yellow
Tires	IRC Paperlite Plus K 700 x 23

Shimano® 105 5500

Rear derailleur	105 5500 SS 9-speed
Front derailleur	105 5500
Headset	105 5500
Bottom bracket	105 5500
Crankset	105 5500 (170mm, 172.5mm, 177.5mm, 180mm)
Chainrings	53-39, 53-42
Brake caliper	105 5500
STI levers	105 5500 Flight Deck compatible
Cassette	105 5500 (11-21, 11-23, 12-21, 12-23, 12-25)
Chain	105 5500
Wheelset	105/Mavic CXP-21 32H
Spokes	Wheelsmith 14/15
Spoke nipples	Brass
Build quality	Silver
Bar	TTT Forma 2
Stem	TTT Synthesis
Seat post	American Classic
Saddle	Avocet Luna Black Cromo
Tape	Litespeed Blue/Grey/Yellow
Tires	IRC Paperlite Plus 700 x 23

FORK OPTIONS

Mountain Bikes

- SID XC 63mm—provides 2.5 inches of travel
- SID SL 63mm—provides 2.5 inches of travel

Road Bikes

- Look Aero
- Look LDS PRO
- Look HSC
- Time Equipe
- Kinesis Aluminium Cross
- Chrome-Moly Touring Fork

* Specifications are subject to change and other options may be available.

BULK RATE
U.S. Postage
PAID
Ooltewah, TN 37363
PERMIT NO. 20



LITESPEED TITANIUM BICYCLES

P.O. Box 22666
Chattanooga, TN 37422
423.238.5530 phone
423.238.4999 fax

www.litespeed.com web
tirules@litespeed.com email