



VP SERIES

SELF-POWERED INTEGRATED AUDIO SYSTEMS

Venue Performance Series is a family of self-powered loudspeaker systems consisting of ten models, suitable for portable or fixed installation sound reinforcement applications where high output, low-distortion, and the highest quality sound are required.

JBL DrivePack®

A key feature of the VP Series are the highly adaptable JBL DrivePack amplifier and signal processing modules. The two channel DP-2 module provides 1100 watts of total continuous power to each fullsize, full-range system while the DP-1 sub-woofer module provides 1800 watts continuous power to the loudspeaker.

The JBL DP-1 and DP-2 DrivePacks operate on auto-selecting line voltages at 50 or 60 Hz for worldwide operation. The compact three channel DPC-2 module used on the smaller VP Series models uses two of the three amplifier channels to enable JBL's Dual Bridge Technology™ (DBT) allowing the most efficient power transfer to the JBL Differential Drive® woofers. DP-1 and DP-2 DrivePack models incorporate Crown's BCATM (Balanced Current Amplification) Class-I circuitry with temperature-compensated modulation and state of the art feedback circuitry. An extraordinarily efficient passive cooling system eliminates expensive and noisy fans, effecting heat dissipation for optimal cooling.



DPDA Input Module – HiQnet™ Network Compatible with AES Digital Audio and BSS OMNIDRIVE™ HD Signal Processing

Input Modules & Connectivity

JBL DrivePacks DP-1 and DP-2 are equipped with a modular input bay. Standard DIP input modules from dbx feature analog audio inputs and sophisticated DSP technology incorporating digital pre-equalization filters, frequency dividing networks, and limiter circuitry from one of the most trusted names in signal processing.

DPDA Input Module

The optional DPDA Input Module can be used as a retrofit sub-assembly with any JBL DrivePack equipped loudspeaker system utilizing the DP-1, DP-2, or DP-3 amplifier modules. Upgrading to the DPDA module provides powered loudspeakers users with AES/EBU digital audio capabilities, the sonic benefits of advanced signal processing features and a variety of input and connectivity options.

The VP Series also includes:

- JBL Differential Drive cone transducers
- JBL 2452H-SL 1.5" exit, 4" diaphragm compression driver
- Newly-created stylized, ergonomically designed powder-coated steel handle
- Multiple attachment points for ultimate rigging flexibility with overhead suspension

VP7210/95DP

10" POWERED TWO-WAY INTEGRATED SPEAKER SYSTEM

10" two-way system with the 2452H-SL compression driver. This model features a 90 x 50 rotatable horn. The system is driven by an 875W continuous power three channel DPC-2 JBL DrivePack.

- 875 watts continuous power rating
- 10" Differential Drive woofer for extended low frequency
- 90° x 50° rotatable horn

VP7212MDP

12" POWERED TWO-WAY HIGH IMPACT STAGE MONITOR

Dedicated 12" two-way floor monitor and features 2452H-SL 4" voice coil compression driver. The VP7212MDP is equipped with the JBL DrivePack model DPC-2 with 875W continuous power available.

- 875 watts continuous power rating
- Field rotatable baffle for easy left/right configurations
- 50° x 90° coverage optimized for use as a stage monitor

VP7212/95DPC

12" POWERED TWO-WAY INTEGRATED SPEAKER SYSTEM

A 12" two-way compact system with a 2452H-SL compression driver featuring a 90° x 50° PT waveguide. System is equipped with the JBL DrivePack model DPC-2 with 875W of continuous power.

- 875 watts continuous power rating
- 12" Differential Drive woofer for extended low frequency
- 90° x 50° PT waveguide

VP7215/95DPC

15" POWERED TWO-WAY INTEGRATED SPEAKER SYSTEM

15" two-way compact system with a 2452H-SL compression driver. This model features a 90° x 50° PT waveguide. The system is equipped with the JBL DrivePack model DPC-2 with 875W of continuous power.

- 875 watts continuous power rating
- 15" Differential Drive woofer for extended low frequency
- 90° x 50° PT waveguide

VP7212/64DP (60° x 40°) & VP7212/95DP (90° x 50°)

12" POWERED TWO-WAY INTEGRATED SPEAKER SYSTEM

Two-way speaker systems housing one 12" Differential Drive low frequency transducer and 2452H-SL compression driver. Available with 60° x 40° or 90° x 50° JBL Progressive Transition waveguide.

- 1100 watts continuous power rating
- HiQnet compatible and network controllable
- 60° x 40° or 90° x 50° coverage options

VP7215/64DP (60° x 40°) & VP7215/95DP (90° x 50°)

15" POWERED TWO-WAY INTEGRATED SPEAKER SYSTEM

Two-way speaker systems housing one 15" Differential Drive low frequency transducer and 2452H-SL compression driver. Available with 60° x 40° or 90° x 50° JBL Progressive Transition waveguide.

- 1100 watts continuous power rating
- HiQnet compatible and network controllable
- 60° x 40° or 90° x 50° coverage options

VP7315/64DP

15" POWERED THREE-WAY INTEGRATED SPEAKER SYSTEM

Three-way system with one 15" Differential Drive low frequency transducer, CMCD82H 8" midrange transducer and 2452H-SL compression driver on a JBL PT-K64-MHF Progressive Transition waveguide.

- 1100 watts continuous power rating
- HiQnet compatible and network controllable
- 60° x 40° PT waveguide

VPSB7118DP

18" POWERED INTEGRATED SUBWOOFER SYSTEM

Features one 18" Differential Drive low frequency transducer and an integrated pole mount. The speaker is sized to readily combine into arrays of various configurations using other models in the line.

- 1800 watts continuous power rating
- HiQnet compatible and network controllable
- Fly track suspension points and M10 fittings



MARQUIS DANCE CLUB SERIES

POWERFUL LOUDSPEAKER SYSTEMS

Designed for high performance dance clubs

As a club designer, your creativity, vision and passion are the heart of an electrifying experience, whether it's a world-class mega-club or an intimate lounge. Knowing this illuminated our vision in creating the new JBL Marquis Dance Club Series - specifically designed for the extreme requirements of large and mega-size clubs.

The Marquis Series comprises eight powerful multi-way systems and subwoofer models that combine JBL's extraordinary sound, proven reliability and state-of-the-art technology with striking architectural design and versatile configurability. From thumping mega dance floors to tranquil VIP lounges, from eclectic chill rooms to complex sound booths, the Marquis Series systematic loudspeaker designs are scalable to smaller venues, ultra lounges, and mega clubs alike. Regardless of the application, the Marquis Series is a multi faceted tool for you to achieve your vision.

JBL Selenium Ultra High Frequency Bullet Drivers

Super high frequencies are handled by the MD1 Super Tweeter module, ensuring extremely high sensitivity and low distortion for transparent response, excellent coverage and long throw.

JBL Progressive Transition™ Waveguides

JBL's patented Progressive Transition™ Waveguides direct the sound of all the Marquis Series compression drivers to provide outstanding pattern control with smooth sound and extremely low distortion even at extraordinarily high dance club volume levels.

JBL Differential Drive® Technology

The entire complement of Marquis Series drivers employ JBL's patented Differential Drive technology which incorporates two voice coils and two magnetic gaps providing higher peak output with less power compression. The MD7 subwoofer also employs JBL's Vented Gap Cooling™ that provides immediate heat transfer for reduced operating temperatures. The result of these technologies is consistent sound quality even at non-stop, mega-club volumes.

MARQUIS

DANCE CLUB SERIES



MD1

DUAL JBL SELENIUM SUPER TWEETERS

Ultra high frequency module with dual JBL Selenium ST400 super tweeters for superior high frequency response. Designed for use with MD2, MD3 and MD7 elements.

- 130 watt continuous power rating
- High fidelity and low distortion
- Dual 40° x 40° coverage pattern

MD2

HIGH POWER MID-HIGH LOUDSPEAKER SYSTEM

Mid-high module utilizing two of JBL's 8" 2169H Differential Drive transducers for mid-band reproduction and the 2453H-SL for high frequencies. Designed for use with MD1, MD3 and MD7 elements.

- 700 watt MF continuous power rating and 100W HF rating
- Dual 8" Differential Drive mid drivers with 4" titanium diaphragm compression driver
- Handles frequencies from 300 Hz to 20 kHz

MD3

HIGH POWER DUAL 15" LOW-FREQUENCY LOUDSPEAKER

Dual 15" low frequency system utilizing dual 2265H Differential Drive transducers in a horn-loaded enclosure. Designed for use with the MD1, MD2, and MD7 elements.

- 1600 watt continuous power rating
- Dual JBL 2265H Differential Drive woofers with 3" dual voice coil
- Handles frequencies from 300 Hz down to 80 Hz

MD7

ULTRA LONG EXCURSION HIGH POWER DUAL 18" SUB

Dual 18" subwoofer system fitted with two JBL 2269H Differential Drive woofers. The MD7 is intended to be used in conjunction with the MD1, MD2, and MD3 elements.

- 4000 watt continuous power rating
- Dual JBL 2269H Differential Drive woofers with 4" dual voice coil
- Capable of frequency response down to 25 Hz

MARQUIS

DANCE CLUB SERIES



MD52

MEDIUM POWER 90 X 50 12" 2-WAY FULL-RANGE LOUDSPEAKER

Designed for the mobile DJ requiring a light weight high fidelity portable system. The multiangle enclosure features a 45° angle on one side for use as a floor monitor and a pole mount cup for use on a pole or tripod.

- 550 watt continuous power rating
- 90° x 50° rotatable PT waveguide
- Pole mount socket for portable applications

MD55

MEDIUM POWER 90 X 50 15" 2-WAY FULL-RANGE LOUDSPEAKER

Designed for the mobile DJ requiring a light weight high fidelity portable system. The multiangle enclosure features a 45° angle on one side for use as a floor monitor and a pole mount cup for use on a pole or tripod.

- 550 watt continuous power rating
- 90° x 50° rotatable PT waveguide
- Pole mount socket for portable applications

MD46

HIGH POWER 60 X 40 DUAL 15" 4-WAY FULL-RANGE LOUDSPEAKER SYSTEM

High power 60° x 40° dual 15" low frequency system utilizing dual 2265H woofers, CMCD82H 8" mid-range driver, 2432H 3" diaphragm compression driver, and dual ST400 super tweeters.

- Four-way quad amplified system
- 60° x 40° PT waveguide
- Perfect for high energy dance music

MD49

HIGH POWER 90 X 50 DUAL 15" 4-WAY FULL-RANGE LOUDSPEAKER SYSTEM

High power 90° x 50° dual 15" low frequency system utilizing dual 2265H woofers, CMCD82H 8" mid-range driver, 2432H 3" diaphragm compression driver, and dual ST400 super tweeters.

- Four-way quad amplified system
- 90° x 50° PT waveguide
- Perfect for high energy dance music



VLA SERIES

VARIABLE LINE ARRAY LOUDSPEAKERS

Variable Line Array Series (VLA Series) is a revolutionary product providing high-impact sound reinforcement at throw distances beyond the reach of traditional loudspeaker designs. The modular design concept provides the system designer the ability to build large line array systems for larger venue applications or to design smaller line array systems for use as distributed clusters in arenas, domed stadiums and larger performance spaces, including houses of worship.

VLA301

THREE-WAY FULL RANGE LOUDSPEAKER

Three-way full range loudspeaker featuring 2 x 15" LF, 2 x 8" MF, and 3 x 1.5" HF sections with 30° horizontal dispersion.

- 30° horizontal dispersion
- Comprehensive rigging points for line arrays
- JBL's WRC or WRX weather protections finish available as options

VLA301H

HIGH OUTPUT THREE-WAY FULL RANGE LOUDSPEAKER

High output three-way full range loudspeaker featuring 2 x 15" LF, 4 x 8" MF, and 6 x 1.5" HF sections with 30° horizontal dispersion.

- High output design with 30° horizontal dispersion
- Comprehensive rigging points for line arrays
- JBL's WRC or WRX weather protections finish available as options

VLA601

THREE-WAY FULL RANGE LOUDSPEAKER

Three-way full range loudspeaker featuring 2 x 15" LF, 2 x 8" MF, and 3 x 1.5" HF sections with 60° horizontal dispersion.

- 60° horizontal dispersion
- Comprehensive rigging points for line arrays
- JBL's WRC or WRX weather protections finish available as options

VLA601H

HIGH OUTPUT THREE-WAY FULL RANGE LOUDSPEAKER

High output three-way full range loudspeaker featuring 2 x 15" LF, 4 x 8" MF, and 6 x 1.5" HF sections with 60° horizontal dispersion.

- High output design with 60° horizontal dispersion
- Comprehensive rigging points for line arrays
- JBL's WRC or WRX weather protections finish available as options

VLA901

THREE-WAY FULL RANGE LOUDSPEAKER

Three-way full range loudspeaker featuring 2 x 15" LF, 2 x 8" MF, and 3 x 1.5" HF sections with 90° horizontal dispersion.


- 90° horizontal dispersion
- Comprehensive rigging points for line arrays
- JBL's WRC or WRX weather protections finish available as options

VLA901H

HIGH OUTPUT THREE-WAY FULL RANGE LOUDSPEAKER

High output three-way full range loudspeaker featuring 2 x 15" LF, 4 x 8" MF, and 6 x 1.5" HF sections with 90° horizontal dispersion.

- High output design with 90° horizontal dispersion
- Comprehensive rigging points for line arrays
- JBL's WRC or WRX weather protections finish available as options



PD700 SERIES

PRECISION DIRECTIVITY®

One of the challenges in large arenas, stadiums, houses of worship and performance spaces is to provide quality sound to every seat with the volume and clarity demanded by today's concert, sporting and special events. JBL's Precision Directivity line of speakers uses a full range, full bandwidth total system approach that allows contractors and consultants to design a fully integrated sound system solving the audio challenges inherent to these types of large installations.

PD743

HIGH OUTPUT MID-HIGH LOUDSPEAKER SYSTEM

The PD743 is a mid-high loudspeaker system providing high-impact sound reinforcement at throw distances that are beyond the reach of traditional single-driver designs. This system may be used in arrays with other PD series modules or singly as part of a distributed system.


- 40° x 30° coverage pattern
- IFS dual HF driver module eliminates destructive interference
- Pattern control maintained to below 400 Hz

PD764

HIGH OUTPUT MID-HIGH LOUDSPEAKER SYSTEM

The PD764 is a mid-high loudspeaker system providing high-impact sound reinforcement at throw distances that are beyond the reach of traditional single-driver designs. This system may be used in arrays with other PD series modules or singly as part of a distributed system.

- 60° x 40° coverage pattern
- IFS dual HF driver module eliminates destructive interference
- Pattern control maintained to below 400 Hz



PD743

PD764



PD6200/43,
PD6200/64 (shown),
PD6200/66,
PD6200/95

PD6000 SERIES

HIGH POWER AND CONSTANT COVERAGE
IN A LOW PROFILE FORM

The PD6000 Series joins JBL's broad lineup of installed sound loudspeakers, complementing the larger PD700 mid-high cabinets with a more compact size and supplementing the smaller AE Series cabinets with higher SPL capability and larger horns for pattern control to a lower frequency. The PD6000 series loudspeakers deliver high power and constant coverage in a low profile form. All speakers include M10 threaded suspension points

PD6200

HIGH OUTPUT MID-HIGH LOUDSPEAKER SYSTEM

Mid-high frequency loudspeakers are designed for applications requiring high output capability with excellent pattern control. The system features a 8" CMCD-82H midrange compression driver and the 2432H large format high frequency compression driver.

MODELS AVAILABLE:

PD6200/43 (40° x 30°)
PD6200/64 (60° x 40°)
PD6200/66 (60° x 60°)
PD6200/95 (90° x 50°)

PD6212

12" FULL-RANGE TWO-WAY LOUDSPEAKER SYSTEM

Full range two-way loudspeakers feature a 12" M222-8A horn-loaded low frequency woofer and a 2453H large format high frequency driver. The speakers can be utilized alone in music or speech systems where frequency extension to 80 Hz is adequate or combined with subwoofers to create extended bandwidth systems.

MODELS AVAILABLE:

PD6212/43 (40° x 30°)
PD6212/64 (60° x 40°)
PD6212/66 (60° x 60°)
PD6212/95 (90° x 50°)

PD6322

DUAL 12" FULL-RANGE THREE-WAY SPEAKER SYSTEMS

Full range three-way loudspeakers feature dual 12" 2206H slot-loaded low frequency woofers, a CMCD-82H cone midrange compression driver and a 2432H large format high frequency driver. The speakers can be utilized alone in music or speech systems where frequency extension to 40 Hz is adequate or combined with subwoofers to create extended bandwidth full range systems.

MODELS AVAILABLE:

PD6322/43 (40° x 30°)
PD6322/64 (60° x 40°)
PD6322/66 (60° x 60°)
PD6322/95 (90° x 50°)

PD5122

DUAL 12" HIGH POWER LOW FREQUENCY MODULE

Designed for use as a flown or ground supported, high power low frequency module used in conjunction with mid/high only or full range systems of the PD6000 series to construct arrays with extended low frequency pattern control.


PD5125

DUAL 15" HIGH POWER LOW FREQUENCY MODULE

Designed for use with mid/high or full range systems of the PD6000 and PD700 series, however it will perform well in any application where high output low bass is required.



PD6212/43 (shown),
PD6212/64, PD6212/66,
PD6212/95



PD6322/43, PD6322/64,
PD6322/66,
PD6322/95 (shown)

AE SERIES

application engineered



AE SERIES

APPLICATION ENGINEERED™: A COMPLETE LINE OF PERMANENT INSTALLATION LOUDSPEAKERS

AE Series loudspeakers are ideal for a wide variety of fixed installation applications including performing arts facilities, theatrical sound design, auditoriums, houses of worship, live music clubs, dance-clubs/discotheques, sports facilities and themed entertainment venues. The special mid-high frequency models can be used without LF reinforcement in voice-only PA and delay-fill applications. The smaller models are ideal in lecture halls and corporate learning centers as well as in delay-fill locations of larger systems.

AE Series models provide a wide variety of building blocks for your system design, stair-stepped to give you just the right solution for your installation.

Within the AE Series are three power levels. The high output level models are found in the 7000 and 6000 Series, the medium output models are found in the 5000 and 4000 Series, and the lower output power level is found in the 2000 Series.

Many AE Series speakers offer selectable crossover modes: tri-amp/bi-amp or bi-amp/ passive switchable. In addition, AE Series models incorporate sophisticated crossover designs for outstanding sound quality and consistent coverage. To minimize overlap between adjacent frequency bands, steep slopes are utilized in passive crossovers — most are 4th order (24 dB/octave). This reduces off-axis lobing, providing consistent coverage throughout the crossover region. Conjugate networks are added in some models to fine tune the frequency response for optimum sound quality.



Differential Drive Technology

JBL's exclusive Differential Drive technology is at the core of the AM5212, AM5215, AM7212, AM7215, AM7315, AM7200 and AL7115 as well as the ASB6112, ASB6115, ASB6125, ASB7118 and ASB7128.

This technology reduces weight while enhancing all critical performance parameters.



PT Progressive Transition Waveguides

JBL's new patent pending Progressive Transition waveguides represent the latest in horn technology. In addition to providing

smooth, low distortion sound, PT waveguides deliver uniform off-axis frequency response to every point within the intended coverage area.

CMCD™ Cone Midrange Compression Drivers

Incorporated into all cone midrange models — patented CMCD technology is more than a simple displacement plug. In addition to providing increased output and lower distortion, this cone-based true compression driver design extends operational bandwidth (both up and down in frequency) to cover the entire vocal range seamlessly, allows for better waveguide pattern control, and improves phase coherency of the midrange signal for clearer, more intelligible audio quality.

**AM7315/xx**

AM7315/95 & /64

HIGH-POWER 15" THREE-WAY

The AM7315 loudspeaker system is comprised of a 15" low frequency woofer, one 8" CMCD compression driver, and one 1.5" exit compression driver. The multi-band PT mid-high frequency waveguide provides well controlled coverage and is rotatable for cabinet positioning in either horizontal or vertical orientation.

- Bi-amp and tri-amp switchable
- Includes M10 threaded suspension points
- Available in two models:
AM7315/95 - 90° x 50°
AM7315/64 - 60° x 40°

**AM7200/xx**

AM7200/95 & /64

HIGH-POWER MID HIGH

The AM7200 loudspeaker system is comprised of one 8" CMCD compression driver and one 1.5" exit compression driver. The multi-band PT mid-high frequency waveguide provides well controlled coverage and is rotatable for cabinet positioning in either horizontal or vertical orientation.

- Bi-amp and tri-amp switchable
- Includes M10 threaded suspension points
- Available in two models:
AM7200/95 - 90° x 50°
AM7200/64 - 60° x 40°

**AM7212/xx**

AM7212/64-66-95-00-26

HIGH-POWER 12" TWO-WAY

The AM7212 loudspeaker system is comprised of one 12" Differential Drive 2262H woofer and a 2432H high frequency compression driver. The large format PT waveguide provides excellent coverage and is rotatable for use in either the vertical or horizontal orientation. Available in black or white and WRC/WRX finishes.

- 700 watt continuous power rating
- Available in five models:
AM7212/64: 60° x 40°
AM7212/66: 60° x 60°
AM7212/95: 90° x 50°
AM7212/00: 100° x 100°
AM7212/26: 120° x 60°

**AM7215/xx**

AM7215/64-66-95-26

HIGH-POWER 15" TWO-WAY

The AM7215 loudspeaker system is comprised of one 15" Differential Drive 2265H woofer and a 2432H high frequency compression driver. The large format PT waveguide provides excellent coverage and is rotatable for use in either the vertical or horizontal orientation.

- 750 watt continuous power rating
- Available in four models:
AM7215/64: 60° x 40°
AM7215/66: 60° x 60°
AM7215/95: 90° x 50°
AM7215/26: 120° x 60°



AM5212/xx

AM5212/64-66-95-00-26

MEDIUM-POWER 12" TWO-WAY

The AM5212 loudspeaker system is comprised of one 12" Differential Drive 262H-1 woofer and a 2408H-1 high frequency compression driver. The large format PT waveguide provides excellent coverage and is rotatable for use in either the vertical or horizontal orientation. Available in black or white and WRC/WRX finishes.

- 300 watt continuous power rating
- Available in five models:
AM5212/64: 60° x 40°
AM5212/66: 60° x 60°
AM5212/95: 90° x 50°
AM5212/00: 100° x 100°
AM5212/26: 120° x 60°



AM5215/xx

AM5215/64-66-95-26

MEDIUM-POWER 15" TWO-WAY

The AM5215 loudspeaker system is comprised of one 15" Differential Drive 265H-1 woofer and a 2408H-1 high frequency compression driver. The large format PT waveguide provides excellent coverage and is rotatable for use in either the vertical or horizontal orientation.

- 350 watt continuous power rating
- Available in four models:
AM5215/64: 60° x 40°
AM5215/66: 60° x 60°
AM5215/95: 90° x 50°
AM5215/26: 120° x 60°



AC2212/xx

AC2212/95, /64 & /00

LOWER-POWER 12" TWO-WAY

The AC2212 loudspeaker system is comprised of one 12" JBL M112-8 woofer and a 2412H/MTA high frequency compression driver. The PT waveguide provides good pattern control with low distortion.

- 250 watt continuous power rating
- Optional U-Bracket and planar array frame kit
- Available in three models:
AC2212/95: 90° x 50°
AC2212/64: 60° x 40°
AC2212/00: 100° x 100°



AC2215/xx

AC2215/95, /64 & /00

LOWER-POWER 15" TWO-WAY

The AC2215 loudspeaker system is comprised of one 15" JBL M115-8A woofer and a 2412H/MTA high frequency compression driver. The PT waveguide provides good pattern control with low distortion.

- 250 watt continuous power rating
- Optional U-Bracket for easy installation
- Available in three models:
AC2215/95: 90° x 50°
AC2215/64: 60° x 40°
AC2215/00: 100° x 100°



AL7115

AL7115

HIGH POWER 15" LOW FREQUENCY TRAPEZOIDAL LOUDSPEAKER SYSTEM

The AL7115 loudspeaker system is comprised of one 15" JBL Differential Drive 2265H woofer in a front-loaded, vented configuration. This model arrays with various AE series mid-high frequency and compact two-way models.

- 600 watt continuous power rating
- Large vented area for high output with low distortion
- Fitted with M10 threaded suspension points


ASB6118

ASB6118

HIGH POWER 18" SUBWOOFER SYSTEM

The ASB6118 subwoofer system is comprised of one 18" JBL 2242H SVG woofer in a vented, front-loaded configuration.

- 800 watt continuous power rating
- Large vented area for high output with low distortion
- Arrays with AM7200 mid-high speakers and AM2212 full-range speakers.


ASB6128

ASB6128

HIGH POWER DUAL 18" SUBWOOFER

The ASB6128 subwoofer system is comprised of two 18" JBL 2242H SVG woofers in a vented, front-loaded configuration. The deep cabinet allows for extended low frequency bandwidth with minimal frontal profile.

- 1600 watt continuous power rating
- Large vented area for high output with low distortion
- Arrays with various AE series models


ASB4128

ASB4128

MEDIUM POWER DUAL 18" SUBWOOFER

The ASB4128 subwoofer system is comprised of two 18" JBL 2042H woofers in a vented, front-loaded configuration. The deep cabinet allows for extended low frequency bandwidth with minimal frontal profile.

- 600 watt continuous power rating
- Large vented area for high output with low distortion
- Arrays with various AE series models

ASB6128V

HIGH POWER DUAL 18" SUBWOOFER

The ASB6128V subwoofer system is comprised of two 18" JBL Differential Drive 2258H woofers in a folded baffle V configuration. The V configuration provides additional sensitivity in the deep-bass region as well as tighter clustering of drivers for better mutual coupling in arrays.

- 1600 watt continuous power rating
- Large vented area for high output with low distortion
- Arrays with various AE series models


ASB6128V

ASH6118

HIGH POWER 18" HORN-LOADED SUB

The ASH6118 subwoofer system is comprised of one horn-loaded 18" JBL 2242H SVG woofer. The slow expansion internal folded horn provides maximum sensitivity, output level and subwoofer impact.

- 800 watt continuous power rating
- Designed to be used singly or in multiples
- Excellent "punch" with true sub-bass extension


ASH6118



ASB6115

ASB6115

HIGH POWER LIGHTWEIGHT 15" SUB

The ASB6115 subwoofer system is comprised of one 15" JBL Differential Drive 2265H-1 woofer in a vented, front-loaded enclosure. This system is for ground-stacked or suspended applications in combination with other AE series products.

- 800 watt continuous power rating
- Can be used ground-stacked or in stand-alone arrays
- Integrated M10 threaded suspension points



ASB6125

ASB6125

HIGH POWER LIGHTWEIGHT DUAL 15" SUB

The ASB6125 subwoofer system is comprised of two 15" JBL Differential Drive 2265H-1 woofer in a vented, front-loaded enclosure. This system is for ground-stacked or suspended applications in combination with other AE series products.

- 1600 watt continuous power rating
- Parallel or discrete switchable input mode
- Integrated M10 threaded suspension points



ASB7128

ASB7128

HIGH POWER ULTRA LONG EXCURSION 18" SUBWOOFER

The ASB7128 high power subwoofer system is comprised of two 18" JBL Differential Drive 2269H ultra long excursion woofers. JBL's exclusive vented gap cooling and ultra robust composite cone ensure extra long life.

- 4000 watt continuous power rating
- Woofers capable of peak-to-peak excursion of 3.5" (89mm)
- Can be used ground-stacked or in stand-alone arrays



ASB7118

ASB7118

HIGH POWER ULTRA LONG EXCURSION DUAL 18" SUBWOOFER

The ASB7118 high power subwoofer system is comprised of one 18" JBL Differential Drive 2269H ultra long excursion woofer. JBL's exclusive vented gap cooling and ultra robust composite cone ensure extra long life.

- 2000 watt continuous power rating
- Woofer capable of peak-to-peak excursion of 3.5" (89mm)
- Can be used ground-stacked or in stand-alone arrays



ASB6112

ASB6112

HIGH POWER COMPACT 12" SUBWOOFER SYSTEM

The ASB6112 compact subwoofer system is comprised of one 12" JBL Differential Drive 2263H woofer.

- 1000 watt continuous power rating
- Large vent area for high output with low distortion
- Can be used ground-stacked or in stand-alone arrays

AE SERIES COMPACT MODELS



AE SERIES COMPACT MODELS

AN EXTENSION OF THE INDUSTRY LEADING AE SERIES

AC15

Ultra compact enclosure with one 5.25" LF transducer and 90° x 90° waveguide with 25 mm (1in) dome tweeter. It is equipped with attachment points for a U-bracket and OmniMount® type bracket.

AC25

The features of the AC15 with two 5.25" LF transducers.

AC16

Ultra compact enclosure with one 6.5" LF transducer and a 90° x 90° Progressive Transition™ Waveguide with a 25 mm (1 in) exit compression driver. It is equipped with attachment points for a U-bracket, OmniMount® type bracket and stand mount adapter.

AC26

The features of the AC16 with two 6.5" LF transducers.

AC18/95 & AC18/26

Compact enclosures with one 8" LF transducer and a 90° x 50° Progressive Transition Field Rotatable Waveguide with a 1" exit compression driver (AC18/95) or 120° x 60° Progressive Transition™ Field Rotatable Waveguide with a 1" exit compression driver (AC18/26). They are equipped with attachment points for a U-bracket, OmniMount type bracket and stand mount adapter

AC28/95 & AC28/26

The features of the AC18/95 & AC18/26 with two 8" LF transducers.

An extension of the industry leading AE Series, the AE Compact family consists of high output, 2-way loudspeaker systems combining flexibility with high fidelity. Ranging from a single 5.25" point-and-shoot box to dual 8" loudspeaker system that are specifically designed for better serving the needs of both designers and artists alike.

The ultra-compact AC15 and AC25 models include a 1" dome tweeter while the AC16, AC26, AC18, and AC28 models feature 1" exit compression drivers providing sonic clarity and crisp detail. The AC18 and AC28 featuring JBL's Progressive Transition™ Rotatable Waveguides, offer the system designer a choice of coverage patterns in either 90° x 50° or 120° x 60°.



CWT SERIES

EXTREMELY WIDE-ANGLE COVERAGE LOUDSPEAKER SYSTEM

To provide high quality, full bandwidth sound evenly dispersed across a coverage area greater than 100 degrees, often two speaker systems are mounted and splayed to achieve wider horizontal coverage. But this approach produces interference where the coverage patterns overlap resulting in uneven sound fields and compromised intelligibility. JBL engineers created an innovative solution to this problem: the CWT128 loudspeaker system featuring CWT Crossfired Waveguide Technology. Drawing on its vast experience in the art and science of loudspeaker technology, JBL continually sets new standards for the audio industry while creating elegant solutions for the challenges that face all sound professionals.

Crossfire Waveguide Technology

At the heart of the CWT128 is the CWT Waveguide featuring a wide coverage pattern designed to provide seamless horizontal coverage across a full 160°. Based on JBL patented technology, the CWT Waveguide is essentially split in half and loaded with two compression drivers facing in different directions. The waveguide delivers wide angle coverage in a single enclosure, exhibiting no interference, and providing remarkable off-axis response. By eliminating multiple sets of speakers that interfere with each other, the overall fidelity of the system is greatly improved, intelligibility is increased, and a more pleasant listening experience is provided for the audience.

CWT128

HIGH OUTPUT DUAL 8" LOUDSPEAKER SYSTEM

The CWT128 is a compact full-range system with dual 8" SFG drivers and a 1" exit compression driver. It is designed to provide maximum bandwidth and SPL in a single package system.

- 850 watt continuous power rating
- Unique CWT waveguide for seamless horizontal coverage across a full 160 degrees
- Includes 70/100V transformer taps
- Dual 8" JBL SFG™ (Symmetrical Field Geometry) LF drivers
- Designed to work in a variety of performance spaces, especially those where a speaker system configuration is required in smaller, architecturally sensitive environments.



AE ALL WEATHER SERIES


ALL WEATHER SERIES: EXCELLENT PROTECTION IN THE HARSHTEST ENVIRONMENTS

The JBL ALL WEATHER SERIES is a family of high power, lightweight, 2-way, full-range loudspeaker systems comprised of the JBL Differential Drive® dual voice coil and dual magnetic gap low frequency 12" and 15" woofers and 2432H high-frequency 38mm (1.5 in) exit, 75mm (3 in) voice-coil compression driver. The large format Progressive Transition wave-guides provide excellent high-frequency coverage patterns. The waveguides are rotatable so the loudspeaker system can be used in either the vertical or horizontal orientation. AW200-LS and AW500-LS are EN54-24 compliant.

The enclosures are constructed of multilayer glass composite and are heavily braced to maximize low-frequency performance. The 14-gauge stainless steel grille, backed with open cell foam and stainless steel mesh, provides excellent protection in the harshest environments. All systems are equipped with a 400W 70/100V transformer.

AE SERIES ALL WEATHER

- Weather-resistant, all fiberglass enclosure
- Differential Drive® low frequency driver
- U-Type mounting bracket included
- Variety of coverage patterns for versatile installation use
- Available in an -LS model for EN54-24 compliance



**AW266/AW266-LS
AW295/AW295-LS**



**AW526/ AW526-LS
AW566/ AW566-LS
AW595/ AW595-LS**

AW266 & AW266-LS

HIGH POWER 12" TWO-WAY FULL-RANGE ALL-WEATHER LOUDSPEAKER

The AW266 loudspeaker is comprised of one 12" JBL Differential Drive 2262H woofer and 2432H high-frequency compression driver. The large format Progressive Transition waveguide provides excellent coverage and allows for vertical or horizontal orientation.

- 400 watt continuous power rating (-LS)
- 60° x 60° coverage pattern
- 400W 70/100V transformer included
- Durable U-type mounting bracket included

AW295 & AW295-LS

HIGH POWER 12" TWO-WAY FULL-RANGE ALL-WEATHER LOUDSPEAKER

The AW295 loudspeaker is comprised of one 12" JBL Differential Drive 2262H woofer and 2432H high-frequency compression driver. The large format Progressive Transition waveguide provides excellent coverage and allows for vertical or horizontal orientation.

- 400 watt continuous power rating (-LS)
- 90° x 50° coverage pattern
- 400W 70/100V transformer included
- Durable U-type mounting bracket included

AW526 & AW526-LS

HIGH POWER 15" TWO-WAY FULL-RANGE ALL-WEATHER LOUDSPEAKER

The AW526 loudspeaker is comprised of one 15" JBL Differential Drive 2265H woofer and 2432H high-frequency compression driver. The large format Progressive Transition waveguide provides excellent coverage and allows for vertical or horizontal orientation.

- 400 watt continuous power rating (-LS)
- 120° x 60° coverage pattern
- 400W 70/100V transformer included
- Durable U-type mounting bracket included

AW566 & AW566-LS

HIGH POWER 15" TWO-WAY FULL-RANGE ALL-WEATHER LOUDSPEAKER

The AW566 loudspeaker is comprised of one 15" JBL Differential Drive 2265H woofer and 2432H high-frequency compression driver. The large format Progressive Transition waveguide provides excellent coverage and allows for vertical or horizontal orientation.

- 400 watt continuous power rating (-LS)
- 60° x 60° coverage pattern
- 400W 70/100V transformer included
- Durable U-type mounting bracket included

AW595 & AW595-LS

HIGH POWER 15" TWO-WAY FULL-RANGE ALL-WEATHER LOUDSPEAKER

The AW595 loudspeaker is comprised of one 15" JBL Differential Drive 2265H woofer and 2432H high-frequency compression driver. The large format Progressive Transition waveguide provides excellent coverage and allows for vertical or horizontal orientation.

- 400 watt continuous power rating (-LS)
- 90° x 50° coverage pattern
- 400W 70/100V transformer included
- Durable U-type mounting bracket included