



COSMOPOLITAN® ELECTROL®

Automatic Electric Projection Screen

SPECIFICATION DATA

DA-LITE SCREEN COMPANY, INC.
3100 North Detroit Street
Post Office Box 137
Warsaw, Indiana 46581-0137
Phone: 574-267-8101
800-622-3737
Fax: 574-267-7804
www.da-lite.com
e-mail: info@da-lite.com

FOR SIZES UP TO 9' x 12'

(FOR LARGER SIZES, REFER TO ADDITIONAL SPECIFICATION DATA SHEET)

SUGGESTED SPECIFICATIONS: _____ projection screen(s), _____ (H) x _____ (W), electrically operated 120 volt (60 Hz) 2.0 amp. Shall have specially designed motor mounted inside the roller with a patented noise silencer to be three wire quick reversal type, oiled for life, with automatic thermal overload cut-out, integral gears, capacitor and an electric brake to prevent coasting. To have pre-set but adjustable limit switches to automatically stop picture surface in the "up" and "down" positions. The roller to be of rigid metal, 3" in diameter. Screen fabric to be flame retardant and mildew resistant fiberglass with Glass Beaded, Matte White, High Contrast Matte White, Video Spectra 1.5 or High Power picture surface with black masking borders standard. Bottom of fabric shall be formed into a pocket holding a 3/8" diameter metal rod. Case to be painted white 21-gauge steel, hexagon in shape with flat back to prevent scraping fabric. Case end caps to be heavy duty, allowing no exposed roller pins. End caps shall form sturdy brackets for wall or ceiling installation. To be complete with three position control switch with cover plate. Screen to be listed by Underwriters' Laboratories and CSA.



Matte White: Seamless in all standard sizes.

Glass Beaded: Horizontal seam required when both dimensions exceed 8'.

Video Spectra 1.5 and High Contrast Matte White: Available in sizes where both dimensions do not exceed 8'.

High Power: Available in sizes up to 9' by 12'. Horizontal seams required when both dimensions exceed 6'.

VIDEO FORMAT DIMENSIONS

Viewing Area		Nominal Diagonal		A - Overall Length of Case		B - Between Hanger Eyes		Approx. Ship. Wt.,	
H x W	Cm	In.	Cm	In.	Cm	In.	Cm	Lbs.	Kg
43" x 57"	109 x 145	72"	183	68"	173	66-1/2"	169	37	16.8
50" x 67"	127 x 170	84"	213	78"	198	76-1/2"	194	41	18.6
57" x 77"	145 x 196	96"	244	92"	234	90-1/2"	230	48	21.8
60" x 80"	152 x 203	100"	254	92"	234	90-1/2"	230	48	21.8
69" x 92"	175 x 234	120"	305	104"	264	102-1/2"	260	52	23.6
87" x 116"	221 x 295	150"	381	128"	325	126-1/2"	321	75	34.0
105" x 140"	267 x 356	180"	457	152"	386	150-1/2"	382	92	41.7

HDTV FORMAT DIMENSIONS

Viewing Area		Nominal Diagonal		A - Overall Length of Case		B - Between Hanger Eyes		Approx. Ship. Wt.,	
H x W	Cm	In.	Cm	In.	Cm	In.	Cm	Lbs.	Kg
45" x 80"	114 x 203	92"	234	92"	234	90-1/2"	230	48	21.8
52" x 92"	132 x 234	106"	269	104"	264	102-1/2"	260	51	23.1
54" x 96"	137 x 244	110"	279	108"	274	106-1/2"	271	53	24.0
58" x 104"	147 x 264	119"	302	116"	295	114-1/2"	291	56	25.4
65" x 116"	165 x 295	133"	338	128"	325	126-1/2"	321	65	29.5
78" x 139"	198 x 353	159"	404	152"	386	150-1/2"	382	85	38.6

DIMENSIONS

Sizes		A - Overall Length of Case		B - Between Hanger Eyes		Approx. Ship. Wt.	
H x W	Cm	In.	Cm	In.	Cm	Lbs.	Kg
50" x 50"	127 x 127	58"	147	56-1/2"	144	33	15.0
60" x 60"	152 x 152	68"	172	66-1/2"	169	38	17.2
70" x 70"	178 x 178	78"	198	76-1/2"	194	41	18.6
84" x 84"	213 x 213	92"	234	90-1/2"	230	49	22.2
6' x 8'	183 x 244	104"	264	102-1/2"	260	52	23.6
8' x 8'	244 x 244	104"	264	102-1/2"	260	55	25.0
7' x 9'	213 x 274	116"	295	114-1/2"	291	57	25.9
9' x 9'	274 x 274	116"	295	114-1/2"	291	62	28.1
8' x 10'	244 x 305	128"	325	126-1/2"	321	75	34.0
10' x 10'	305 x 305	128"	325	126-1/2"	321	78	35.4
9' x 12'	274 x 366	152"	386	150-1/2"	382	92	41.7

Overall case length dimensions $\pm 1/4"$.

Detail dimensional drawings, wiring diagrams and installation instructions available upon request.

Specifications subject to change without notice.

Letterbox formats and custom sizes available upon request.

WHEN ORDERING, MARK APPROPRIATE SELECTIONS:

Select size from charts on the other side.

Select viewing surface:

- ☐ Matte White ☐ High Contrast Matte White ☐ High Power
☐ Glass Beaded ☐ Video Spectra 1.5

Optional Accessories:

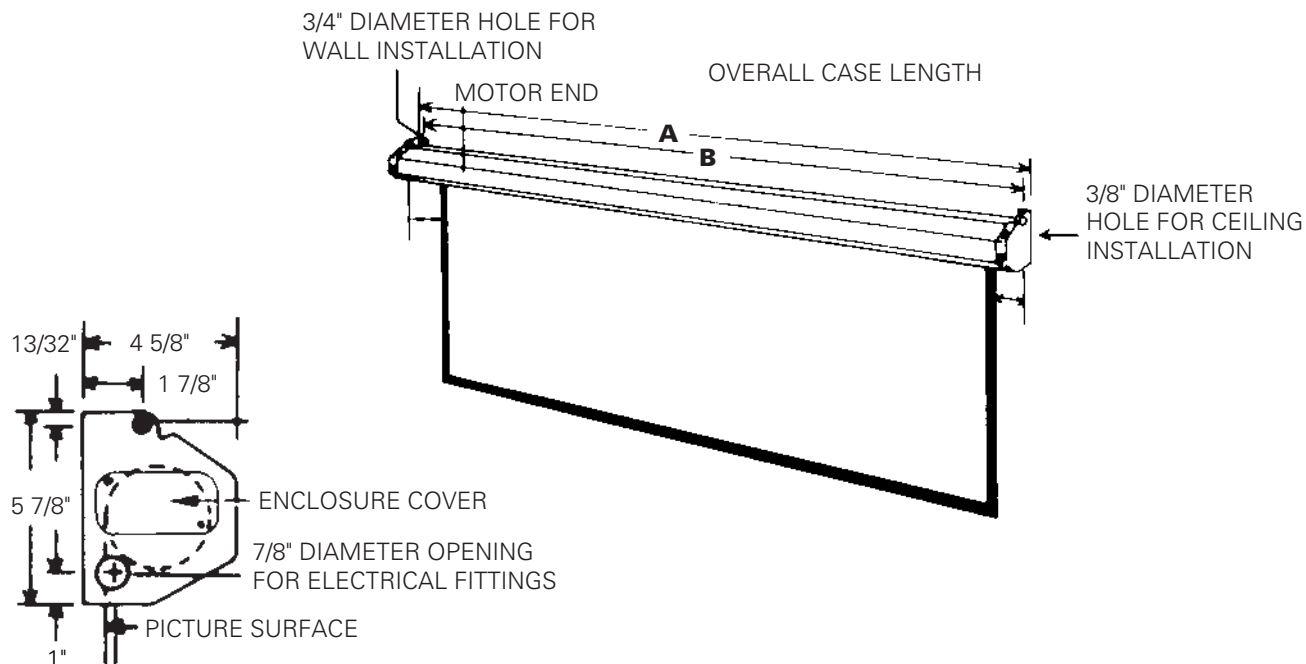
- ☐ Black "Extra Drop" to lower picture area more than normal. Maximum total drop 13' (396 Cm) including picture area.
Length of extra drop required _____ Top or _____ Bottom of screen.
- ☐ White "Extra Drop" to lower picture area more than normal. Maximum total drop 13' (396 Cm) including picture area.
Length of extra drop required _____ Top or _____ Bottom of screen.
- ☐ No borders (Black masking borders standard).
- ☐ Single Motor Low Voltage Control (LVC).
- ☐ Wireless Remote Control for LVC.
☐ Radio Frequency Remote
☐ Infrared Remote
- ☐ Key Locking Switch Cover Plate for 120 V Switch or LVC Switch.
- ☐ Key Operated Switch for 120 V only (Note: Cannot be used with LVC).
- ☐ 220 Volt (50 Hz) Motor.
- ☐ No. 6 Wall Bracket - 6" non-adjustable extension brackets.
- ☐ Ceiling Trim Kit.
- ☐ Video Projector Interface Control - 12 V or 5 V.
- ☐ Floating Mounting Bracket.
- ☐ External SCB-100 - RS-232 Serial Control Board
☐ NET-100 Ethernet-Serial Adapter

Project: _____

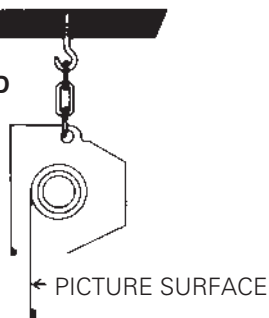
Architect: _____
Phone: _____
Contractor: _____
Phone: _____
Supervisor: _____
Phone: _____
Supplier: _____
Date: _____
Revised: _____

COSMOPOLITAN® ELECTROL®

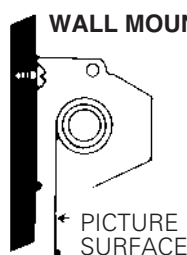
METHODS OF INSTALLATION



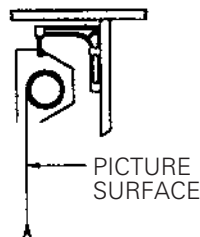
CEILING MOUNTED



WALL MOUNTED



USE No. 6 BRACKETS TO HANG BEHIND BEAM OR VALANCE



CONCEALED

